

e-WGN

WORLD GASTROENTEROLOGY NEWS

Official e-newsletter of the World Gastroenterology Organisation

www.worldgastroenterology.org



VOL. 23, ISSUE 1

APRIL 2018

In this issue



We Are World GI: A Celebration of the World Congress of Gastroenterology at ACG 2017

David J. Bjorkman, MD, MSPH
Carol A. Burke, MD, FACP
Geoffrey Metz, AM MBBS, FRACP, MD, FRCP (UK), FACP
Jonathan A. Leighton, MD, FACC



Appropriate use of Fecal Calprotectin

VG Naidoo, MD

President's Message: Why Is WGO Still Important?



Cihan Yurdaydin, MD

President of WGO 2017-2019
Hepatology Institute, Chief, University of Ankara
Professor of Gastroenterology, Department of Gastroenterology,
University of Ankara Medical School • Ankara, Turkey

As the new president of the WGO, I want to express my sincere feelings about WGO and want to thank the editors of *e-WGN*, Drs. Surawicz and Reis, for giving me the opportunity to use the *e-WGN* platform for this purpose.

Is WGO required?

Yes, it is, is the short answer.

But don't be shy and ask more direct questions.

You can say: "There is the AGA (American Gastroenterological Association), the ACG (American College of Gastroenterology), the UEG (United European Gastroenterology), the APAGE (Asian Pacific Association of Gastroenterology), the OPGE (Organización Panamericana de Gastroenterología), the AMAGE (African Middle East Association of Gastroenterology), and on top of these regional associations, the many national gastroenterology societies. Why do we need yet another organization called WGO, the World Gastroenterology Organisation?"

The latter part of the question needs basically no answer since it is always important to have a national forum of professionals for many good reasons. The listed regional associations need attention. The two American gastroenterology associations, although formally national organizations, should be also considered within the regional societies, as the meetings they organize have always been international meetings, more so within the last 3 decades at least.

It may be tempting to compare the American organizations and the other regional organizations with WGO. However, this comparison is futile for one important reason. All of the former organizations' **most important or main** objective is to organize a very good annual meeting where the latest of basic and/or clinical research is presented and discussed. This is true especially for the annual meetings of the AGA, ACG, UEG and APAGE since the bulk of new scientific input come from these areas. WGO has also its meetings, the world congresses and regional meetings, but in contrast to the other organizations mentioned above, these meetings are not the most important or main ob-

Continued on page 4

Contents

VOL. 23, ISSUE 1

Editors



Christina M. Surawicz, MD, MACG
 Professor of Medicine
 Division of Gastroenterology
 Associate Dean for Faculty Development
 University of Washington School of Medicine
 Seattle, Washington, USA



Mário Reis Álvares-da-Silva, MD, PhD
 Professor of Hepatology
 Hospital de Clínicas de Porto Alegre
 Universidade Federal do Rio Grande do Sul
 Porto Alegre, Brazil

e-WGN Editorial Board

- Anita Afzali, USA
- Min-Hu Chen, China
- Dan Dumitrascu, Romania
- Sara Elfadil, Sudan
- Amy Foxx-Orenstein, USA
- Ernst Fredericks, South Africa
- Waseem Hamoudi, Jordan
- Nassir Alhaboob Arabi Mohammad, Sudan
- VG Naidoo, South Africa
- Alejandro Piscocoy, Peru
- Naoya Sakamoto, Japan
- Michael Schultz, New Zealand
- C. Wendy Spearman, South Africa
- Miguel Valdovinos, Mexico
- Haleh Vaziri, USA
- Lu Xia, China

Managing Editor

James Melberg, WGO Program Manager

Art Production

Jennifer Gubbin

Editorial Office

WGO Executive Secretariat
 555 East Wells Street, Suite 1100
 Milwaukee, WI 53202 USA
info@worldgastroenterology.org



<https://www.facebook.com/WorldGastroOrg>



<https://twitter.com/WorldGastroOrg>



<https://www.linkedin.com/company/world-gastro-enterology-organisation-wgo-wgo-foundation>

www.worldgastroenterology.org



©2018 World Gastroenterology Organisation. No part of this publication may be reproduced, stored in a retrieval system, or transmitted in any form without the prior permission of the copyright owner.

Expert Point of View

**President's Message:
 Why Is WGO Still Important?** 1
 Cihan Yurdaydin, MD

Appropriate use of Fecal Calprotectin 6
 VG Naidoo, MD

Editorial

Message from the Editors 9
 Christina M. Surawicz, MD, MACG
 Mário Reis Álvares-da-Silva, MD, PhD

WCOG at ACG 2017

**We Are World GI: A Celebration of the World Congress
 of Gastroenterology at ACG 2017** 10

David J. Bjorkman, MD, MSPH
 Carol A. Burke, MD, FACP
 Geoffrey Metz, AM MBBS, FRACP, MD, FRCP (UK), FACP
 Jonathan A. Leighton, MD, FACP

**WGO Announces Recipients of the Masters of the
 WGO (MWGO) Award** 13

**Shiv Kumar Sarin, MD, DM is the
 2017 WGO Henry L. Bockus Medal Recipient** 14

**Eamonn M. M. Quigley, MD, MACG is the 2017
 WGO Georges Brohée Medal Recipient** 16

**Viva Endoscopy! – ASGE-WGO Postgraduate
 Course at WCOG at ACG 2017** 18

**Meeting Today's Needs & Looking Forward:
 A Global Education Network** 19

WGO Welcomes Six New Member Societies! 22

**Special World Congress of Gastroenterology
 Historical Commemorative Display** 24

**Gastro 2018 - WGO/GAT International Conference:
 Global Perspectives in Gastroenterology in
 Bangkok, Thailand** 25

Contents

WDHD News

World Digestive Health Day 2017
Inflammatory Bowel Disease (IBD): Navigating
Evolving Therapies in an Evolving Disease 26

Join WGO as We Strive to Lift the Global Burden
of Viral Hepatitis in 2018 27

French and Spanish Translations Available Now for
the Lactose Digestion Education Campaign 30

WDHD: International Symposium on Inflammatory
Bowel Disease (IBD 2017) in Chennai, India 31
K R Palaniswamy, MBBS, MD, DM (Gastro), FRCP
Udayakumar Navaneethan, MD

WGO & WGOF News

Train the Trainers in Sudan 33

Train the Trainers in Portugal 34

The 8th Congress of the Africa Middle East Association
for Gastroenterology - AMAGE 2017 Recap 35

WGO Addis Ababa Training Center Post-Congress
Training Session 36
Amir Sultan, MD

Live Connections Nearly Double for the Final Webinar
of the 2017 'Microbiota Hard Talks – Live from Texas
Medical Center' Webinar Series 38

Report on Guategastro2017 in Guatemala 40
Julio Recinos, MD

GUT 2017: Annual Scientific Congress of the Malaysian
Society of Gastroenterology and Hepatology 41

X Gastrotrilogy in Veracruz, Mexico 42
Mercedes Amieva Balmori, MD

XI Gastrotrilogy in Guadalajara, Mexico 44
Aurelio López Colombo, MD

Summary of the XXIII United Russian
Gastroenterology Week 46
Arkady Sheptulin, MD

WGO is Live on LinkedIn 48

WGO Global Guidelines

WGO Global Guidelines and Cascades 49

Calendar of Events

Calendar of Events 50



Continued from first page.

jectives of WGO. Meetings of WGO represent just a complementary or a secondary objective.

Main objective of WGO:

We all know that the world is not a perfect place. Not all countries and their inhabitants share the same wealth, and they do not have the same health infrastructure and educational possibilities and equalities. WGO tries to influence here and aims to provide training and education in gastroenterology to those in need. For this WGO uses unique instruments such as the Training Centers (TCs) and the Train the Trainers (TTT) initiatives. TCs and TTT are educational tools.

WGO's educational activities totally differ from the educational activities of national and regional gastroenterology organizations. WGO TCs offer gastroenterology and hepatology training of various durations from weeks to up to 2 years in places with reasonable health and medical infrastructure to physicians in close vicinity and where sometimes formal gastroenterology and hepatology training does not exist. TTTs are designed to disseminate teaching skills to those gastroenterologists and hepatologists who hold training positions in their own countries. TTT participants are equipped with both skills and tools which they can then implement on their home ground. Our world congresses and regional meetings are only a part of these educational efforts.

Further, WGO prepares its own guidelines on various topics in gastroenterology, which differ from the 'state of the art' guidelines of the American, European and Asian Pacific Guidelines. In variance with the latter guidelines, WGO guidelines use a cascade approach, which takes into account the health and medical infrastructure of various regions and thus provide unique insight especially in those countries where 'state of the art' recommendations are not easily

applicable. With a truly international and very well selected faculty from top leaders in the field to top experts of various countries and regions, our cascade approach is a blend of real life experience and expert wisdom. Another unique aspect of the WGO guidelines and cascades is that they have been translated into six languages, free to all via the WGO website. Currently, the full library is available in English, French, Mandarin Chinese, Portuguese, Russian and Spanish. It is also important to mention within the Guidelines group the "Ask a Librarian" Service which provides free of charge literature searches requested by gastroenterologists worldwide and made available to those countries with poor access as defined by HINARI criteria.

WGO's imperative for education is built upon the engagement of all represented in the organization. We extend an invitation to our colleagues around the world to share with us, either directly or through your national society, your thoughts and comments about your particular area of interest within training and education. And to those of you who may wish to join a committee of the WGO to further your interest in promotion of gastroenterology and hepatology education through TTTs, TCs or guideline development, or to join any of the WGO committees and interest groups, we would like to hear from you. All inquiries may be directed to the WGO Secretariat in care of our executive director at cmutrie@world-gastroenterology.org.

WGO needs to be strong

WGO is a world organization comprising globally more than 100 member societies and more than 50,000 gastroenterologists and hepatologists. While a world organization, there is a special interest based on its mission towards those in need for gastroenterology and hepatology training and

education, and with it to the "third world" as these countries are most in need of education of our discipline.

The training centers (TCs) are a perfect tool for training as the way they function and their logistics embody a natural barrier against brain drain towards industrialized countries. TCs need, therefore, to be supported and nurtured with special attention. This goes along with support for trainees and the WGO leadership has achieved a great deal in this regard in recent years. It is imperative to mention here the contribution of the WGO Foundation, which needs to go through a difficult and bumpy path in explaining the mission and functions of WGO and finding funding for these very good intentions. It goes without saying that WGO needs to continue and further extend its firm financial standing to achieve these goals.

WGO needs to be interactive:

WGO functions through the WGO Executive Committee (EC) and the Governing Council (GC). The EC meets through monthly teleconferences comprising of the past-president, the secretary general, the treasurer, the president-elect and the president; every second month the Council of Chairs (CoC) and every third month the members of the GC are joined in these teleconferences. The GC brings together the chairs of various committees and interest groups of WGO. These are the Clinical Research, Guidelines, Publications, Scientific Programs, Training Centers and Train the Trainers Committees, and the Endoscopy, Other Procedures and Outreach and Hepatology Interest Groups, in addition to representatives of regional organizations (AMAGE, APAGE, OPGE and UEG) and the Representative for the Promotion of Education and Training in the Asia-Pacific Region.

While these teleconferences are important and helpful in running the

organization they cannot replace face to face meetings. More importantly the WGO leadership needs to interact through its committees and interest groups with members of these groups.

In Turkey, we have the dictum “far from the eye-far from the heart”. The WGO leadership was and is aware of this. We have tried to come together at our regional meetings or at a world congress- however, the attendance of committee and interest group members dropped compared to past years. Therefore, starting in 2018, we will have a face to face meeting with members of committees and interest

groups as in the past at DDW, and depending on input from members, these meetings will continue once a year either at DDW or UEG, the two meetings most of our members are likely to attend. Committee and interest group meetings will also continue to be held at the WGO World Congress and interim-year regional conferences, which are co-organized with our member societies. Our motto is that we want to embrace our bigger family and want to learn from them to better serve them.

Conclusion:

WGO is a well needed and unique organization with a very moral mission. Until the world is a perfect place, WGO is needed. It is a privilege and honor for all of us working for WGO at different steps of this organization to be part of it, and a very special thanks goes to all who have served this organization.



Appropriate use of Fecal Calprotectin



VG Naidoo, MD

Principal Specialist
Department of Gastroenterology; Nelson R Mandela School of
Medicine, University of KwaZulu-Natal
Durban, South Africa

Introduction

In patients presenting with chronic gastrointestinal symptoms, distinguishing between functional and organic disorders is essential. Assessing for markers of inflammation such as an erythrocyte sedimentation rate or C-reactive protein may help select patients for further investigation to rule out organic disease. However, these are tests of systemic inflammation and not gut specific. The emergence and availability of fecal calprotectin (FC) as a non-invasive test of intestinal inflammation places great power in the hands of clinicians. However, with great power comes great responsibility. Every diagnostic test ordered has cost implications that nibble away at the finite healthcare budget. It is thus imperative that whenever a new test finds its way into daily practice, clinicians should receive guidance regarding its appropriate use. This is of particular importance in resource-limited settings. This paper will focus on the appropriate use of FC in patients with suspected diarrhea predominant

FC is a useful screening test to select patients for specialist referral and potentially avoid unnecessary, invasive and expensive endoscopic examinations.

irritable bowel syndrome (IBS) and as a monitoring tool in patients with inflammatory bowel disease (IBD).

FC in general practice

Primary care physicians are often the first port of call for patients with symptoms suggestive of IBS. Distinguishing these symptoms from early IBD can be challenging and IBS to a degree remains a diagnosis of exclusion. Clinical skill and judgement remain the most cost effective diagnostic modality. FC is a useful screening test to select patients for specialist referral and potentially avoid unnecessary, invasive and expensive endoscopic examinations. A combination of low C-reactive protein (CRP) and fecal calprotectin makes IBD unlikely.¹ This potentially reduces the procedure load on endoscopy services.² Additionally, it provides the primary care physician with an objective degree of reassurance of not having overlooked serious bowel pathology. However, it should not replace traditional clinical evaluation that includes an assessment for alarm features. Patients with IBS symptoms or altered bowel habit that have alarm symptoms or other features such as iron deficiency anemia, weight loss and / or blood in their stools do not require FC testing. If an appropriate indication for endoscopic examination exists then fecal calprotectin becomes superfluous and is an unnecessary additive expense

to the diagnostic work-up. Thus, if a clinician has already decided that endoscopic examination is warranted then FC testing is not required.

In a British primary care study of 962 patients (18 to 45 years of age) with persistent gastrointestinal symptoms, using a FC cut-off of 50mg/g yielded a negative predictive value of 98% and positive predictive value of 28% for organic disease.³ Three percent of patients with a negative FC using this low cut-off value had organic disease. Mild ulcerative colitis (proctitis only) and celiac disease accounted for most of the false negative results. Overall, there was a low prevalence of organic disease in this study population and increasing the cut-off value to 150mg/g would have improved the positive predictive value to 71% but at the cost of a slight reduction in negative predictive value. It is not clear what the appropriate cut-off value should be in different populations. In general, accepting a cut-off value of 50mg/g ensures a high sensitivity. A Ugandan study in children found FC levels comparable to those reported in the developed world.⁴ There is a need for further research in developing countries where there is a higher burden of infectious diseases such as HIV, tuberculosis and parasites to help define the role of FC use in these contexts.^{5,6}

False positives and negatives

FC has a false positive rate of up to 9% based on negative upper and lower gastrointestinal endoscopic findings in patients with elevated FC without taking into account the possibility of significant small bowel pathology.⁷ A small bowel video capsule study of 55 patients labelled as having false posi-

There is a need for further research in developing countries where there is a higher burden of infectious diseases such as HIV, tuberculosis and parasites to help define the role of FC use in these contexts.

tive FC revealed abnormal findings in 80%.⁸ This included Crohn's disease, angioectasia, nonsteroidal anti-inflammatory drug enteropathy, tuberculosis and polyps. The sensitivity of FC in this cohort was 88%. However, video capsule endoscopy is an expensive test and may not be easily accessible in resource-limited settings. Clinicians should thus take into account / address the following reasons apart from IBD for an elevated FC:⁷

- Infections (Giardia lamblia, bacterial dysentery, viral gastroenteritis, H. pylori gastritis)
- Malignancy (colorectal cancer, gastric cancer, intestinal lymphoma)
- Drugs (nonsteroidal anti-inflammatory drugs, proton pump inhibitors)
- Untreated food allergy
- Age < 5yrs
- Other: reflux disease, cystic fibrosis, untreated celiac disease, diverticular disease, microscopic colitis, cirrhosis

False negative FC results in patients with chronic diarrhea have been associated with celiac disease and giardiasis.⁹

Cost-effectiveness of FC testing

Savings in the "cost of colonoscopy" is the main selling point for the widespread use of FC testing. Although there is evidence that suggests FC testing may lead to a reduction in colonoscopy requests, this needs confirmation across different settings.^{10,11} Furthermore, the cost of colonoscopy and FC may vary across different health care systems even within the

same country ("private vs. public"). The development of cheaper point of care FC testing may improve the cost-effectiveness and accessibility.

Disease monitoring in Inflammatory Bowel Disease (IBD)

In patients with an established diagnosis of IBD, FC is a useful indicator of persistent bowel inflammation, even in the absence of clinical symptoms.¹² A low FC predicts sustained clinical remission in IBD patients.¹³ It may also be useful in IBD patients to distinguish between active inflammation and a possible overlap with IBS symptoms. Fecal calprotectin can serve to guide therapy and avoid unnecessary endoscopic examinations to assess for disease activity.¹⁴ In patients with Crohn's disease, FC can be reliably used to assess for disease recurrence and monitoring following intestinal resection.¹⁵ A low fecal calprotectin provides reassurance that current maintenance therapy is satisfactory. Fecal calprotectin is probably unnecessary in patients who had a recent endoscopic examination, patients with obvious clinical features of a relapse and those requiring hospitalization for acute severe ulcerative colitis. It is not clear how often to check the fecal calprotectin in stable IBD patients. Should it replace the CRP and /or ESR or performed as an additional test of disease activity? To contain costs while ensuring satisfactory disease monitoring, clinicians will need to make prudent decisions about the frequency and type of tests ordered with an appreciation of the local healthcare resources.

Conclusion

FC is a valuable test to screen patients for intestinal inflammation and for monitoring IBD patients. It is imperative that gastroenterologists play a key role in educating clinicians and develop locally applicable guidelines to ensure appropriate and cost-effective

use. Testing for FC should not serve as a substitute for a thorough clinical assessment and judgement.

References

- Menees SB, Powell C, Kurlander J, Goel A, Chey WD. A meta-analysis of the utility of C-reactive protein, erythrocyte sedimentation rate, fecal calprotectin, and fecal lactoferrin to exclude inflammatory bowel disease in adults with IBS. *The American journal of gastroenterology*. 2015;110(3):444-54.
- Waugh N, Cummins E, Royle P, Kandala N-B, Shyangdan D, Arasaradnam R, et al. Faecal calprotectin testing for differentiating amongst inflammatory and non-inflammatory bowel diseases: systematic review and economic evaluation. 2013.
- Pavlidis P, Chedgy FJ, Tibble JA. Diagnostic accuracy and clinical application of faecal calprotectin in adult patients presenting with gastrointestinal symptoms in primary care. *Scand J Gastroenterol*. 2013;48(9):1048-54.
- Hestvik E, Tumwine JK, Tylleskar T, Grahnquist L, Ndeez G, Kaddu-Mulindwa DH, et al. Faecal calprotectin concentrations in apparently healthy children aged 0-12 years in urban Kampala, Uganda: a community-based survey. *BMC Pediatr*. 2011;11(1):9.
- Jeevagan A, Clayton L, Soni S, Austin M. PTU-065 Is There A Role For Faecal Calprotectin In The Investigation Of Diarrhoea In Patients With Hiv? *Gut*. 2014;63(Suppl 1):A67-A.
- Larsson G, Shenoy KT, Ramasubramanian R, Thayumanavan L, Balakumaran LK, BJune GA, et al. High faecal calprotectin levels in intestinal tuberculosis are associated with granulomas in intestinal biopsies. *Infect Dis*. 2015;47(3):137-43.

7. Van Rheenen PF, Van de Vijver E, Fidler V. Faecal calprotectin for screening of patients with suspected inflammatory bowel disease: diagnostic meta-analysis. *BMJ*. 2010;341:c3369.
8. Asser L, Nanton S, Price T, Holt H, Johnson M. PTH-069 Is a false positive faecal calprotectin as false as you think? : *BMJ Publishing Group*; 2017.
9. Carroccio A, Iacono G, Cottone M, Di Prima L, Cartabellotta F, Cavataio F, et al. Diagnostic accuracy of fecal calprotectin assay in distinguishing organic causes of chronic diarrhea from irritable bowel syndrome: a prospective study in adults and children. *Clin Chem*. 2003;49(6):861-7.
10. Mindemark M, Larsson A. Ruling out IBD: estimation of the possible economic effects of pre-endoscopic screening with F-calprotectin. *Clin Biochem*. 2012;45(7):552-5.
11. Soubieres A, Boa F, Davie S, Kent L, Uddin F, Poullis A. PTU-062 Endoscopy workload following the introduction of faecal calprotectin (FCP)—does fcp testing reduce lower gi endoscopies?—part of a nice nhs adoption site study in wandsworth. *BMJ Publishing Group*; 2015.
12. Schoepfer AM, Beglinger C, Straumann A, Trummel M, Vavricka SR, Bruegger LE, et al. Fecal calprotectin correlates more closely with the Simple Endoscopic Score for Crohn's disease (SES-CD) than CRP, blood leukocytes, and the CDAI. *The American journal of gastroenterology*. 2010;105(1):162-9.
13. Mooiweer E, Severs M, Schipper ME, Fidler HH, Siersema PD, Laheij RJ, et al. Low fecal calprotectin predicts sustained clinical remission in inflammatory bowel disease patients: a plea for deep remission. *Journal of Crohn's and Colitis*. 2014;9(1):50-5.
14. Rosenfeld G, Greenup A-J, Round A, Takach O, Halparin L, Saadeddin A, et al. FOCUS: Future of fecal calprotectin utility study in inflammatory bowel disease. *World journal of gastroenterology*. 2016;22(36):8211.
15. Wright EK, Kamm MA, De Cruz P, Hamilton AL, Ritchie KJ, Krejany EO, et al. Measurement of fecal calprotectin improves monitoring and detection of recurrence of Crohn's disease after surgery. *Gastroenterology*. 2015;148(5):938-47. e1.

Message from the Editors



Mário Reis Álvares-da-Silva, MD, PhD

Professor of Hepatology
Hospital de Clínicas de Porto Alegre
Universidade Federal do Rio Grande do Sul
Porto Alegre, Brazil



Christina M. Surawicz, MD, MACG

Professor of Medicine, Division of Gastroenterology
Associate Dean for Faculty Development
University of Washington School of Medicine
Seattle, Washington, USA

Welcome to this fresh and exciting *e-WGN* issue. We hope you will enjoy it as much as we have. Definitely, it is a special issue, full of worldwide insights on Gastroenterology's future pathways and challenges. The new WGO president Dr. Cihan Yurdayin's message opens the issue—he asks us if there is still a need for the WGO. He answers this provocative question by noting that it is a unique organization, and differs from national and regional GI societies as it has a special moral mission. He reinforces that the WGO needs to continue to be strong and interactive.

Please, do not miss the comprehensive article on the appropriate use of fecal calprotectin, as the author Dr. VG Naidoo, from South Africa, did a great job discussing its utility and limitations.

Following the reading, it is time to celebrate the World Congress of Gastroenterology at ACG 2017, held in Orlando, Florida, USA, last fall. More than 5,000 attendees from nearly 70 countries gathered to hear the latest scientific advances in digestive diseases. Indeed for the first time, many sessions were offered in Spanish, given the large number of Latin American physicians. What a good idea! During the meeting, WGO announced the recipients of the Masters of the WGO (MWGO) Award. We are also proud to congratulate Drs. Julio Bai, from Argentina, Khean-Lee Goh, from Malaysia, Günter Krejs, from Austria, Shuji Shimizu, from Japan, and Sandie Thomson, from South Africa, the newest MWGOs. This *e-WGN* issue highlights some other important honors given dur-

ing the meeting to Dr. Shiv Kumar Sarin and Eamonn Quigley for their valuable contributions to GI and liver diseases.

We also have reports from many regional meetings, from Guatemala to Russia, and the WGO plans for 2018 - from Portugal to Thailand, as well as some opportunities for training. WGO has now six new member societies – from Democratic Republic of Congo, Ghana, Madagascar, Palestine, Rwanda and Zambia (we welcome you all!). Take a look at them in this issue.

Finally, remember WGO is now live on LinkedIn. So, let's get social with WGO!



We Are World GI: A Celebration of the World Congress of Gastroenterology at ACG 2017



David J. Bjorkman, MD, MSPH

2015-2017 WGO President
WCOG at ACG 2017 Joint Steering Committee Co-Chair
Professor, University of Utah School of Medicine • Division of Gastroenterology, Hepatology and Nutrition • Salt Lake City, Utah, USA



Carol A. Burke, MD, FACP

2016-2017 ACG President
WCOG at ACG 2017 Joint Steering Committee Co-Chair
Vice Chair, Department of Gastroenterology and Hepatology
The Cleveland Clinic • Cleveland, Ohio, USA




Geoffrey Metz, AM MBBS, FRACP, MD, FRCP (UK), FACP

WCOG at ACG 2017 Scientific Program Committee Co-Chair
Professor, Director of Medical Education
Epworth Hospital • Richmond, Victoria, Australia



Jonathan A. Leighton, MD, FACP

WCOG at ACG 2017 Scientific Program Committee Co-Chair
Professor of Medicine
Mayo Clinic • Scottsdale, Arizona, USA



World Congress of Gastroenterology @ ACG 2017.

gram Committee: Co-chairs, Geoffrey Metz, AM, FRACP, MD, FRCP, FACP and Jonathan A. Leighton, MD, FACP, and members Kelly W. Burak, MD, FRCPC, MSc (Epid), Carolina Olano, MD, MSc (Ed), Seth A. Gross, MD, FACP, and John R. Saltzman, MD, FACP, the World Gastroenterology Organisation (WGO) along with the American College of Gastroenterology (ACG) are honored to have co-hosted this outstanding Congress. This global gathering represented the first time the World Congress of Gastroenterology had been held in the United States in more than 20 years.

2017 was a record-breaking year for registration with 5,935 attendees, and abstract submissions with over 2,600 posters and oral presentations. Each day of the poster sessions, well-

More than 5,000 gastroenterologists and other health care professionals from nearly 70 countries around the world, convened at the Orange County Convention Center in Orlando, Florida, USA for the World Congress of Gastroenterology at ACG2017 Annual Scientific Meeting and Postgrad-

The Congress reviewed the latest scientific advances in gastrointestinal research, treatment of digestive diseases and clinical practice management.

uate Course (WCOG at ACG2017) from 13 – 18 October 2017. The Congress reviewed the latest scientific advances in gastrointestinal research, treatment of digestive diseases and clinical practice management.

On behalf of the WCOG at ACG 2017 Joint Steering Committee: Co-Chairs, David Bjorkman, MD, MSPH and Carol A. Burke, MD, FACP, and members, James Toouli, MD, MBBS, PhD, FRACS, Cihan Yurdaydin, MD, Kenneth R. DeVault, M.D., FACP and Irving M. Pike, MD, FACP, and the WCOG at ACG 2017 Joint Scientific Pro-



We are World GI.



WGO and WGO Foundation Program Manager, Jim Melberg staffing the WGO Exhibit Booth.

Given a large international presence, especially from Latin America, many sessions offered simultaneous Spanish interpretation — a first for a World Congress of Gastroenterology.

known experts led attendees around to posters of interest. This was a great opportunity to discuss posters, garner insight from the experts, and make new contacts with other attendees in a low-key, relaxed environment. In addition to the presentations, the educational opportunities the Friday Courses, Postgraduate Course, and the Scientific Meeting, were unparalleled. The WCOG at ACG 2017 Scientific Program Committee, along with the Postgraduate Course Directors, and the Friday Course Directors, and the coordinators of the hands on program and other congress offerings, brought together internationally recognized experts and rising stars in the field. The program delivered the latest clinical updates in gastroenterology and hepatology, plus discussion of what is on the horizon that may be impactful. Among the highlights of this year's scientific presentations are significant findings and innovative technologies for the prevention, diagnosis and treatment of digestive diseases and serious GI-related health issues.

Given a large international presence, especially from Latin America, many sessions offered simultaneous Spanish interpretation — a first for a World Congress of Gastroenterology. Simultaneous symposia sessions were presented on topics such as Hepatocellular Carcinoma, Gluten-related disorders, Hepatitis C Therapy, IBD, Upper GI Tract Endosurgery, Colorectal Cancer Screening and *H. pylori* as well as Simultaneous plenary sessions presenting on Liver, IBD, Pancreaticobiliary Disease/ GI Bleeding, Endoscopy and so much more.

We are World GI

The WGO-focused “Simultaneous Symposium 5D: Global Education: WGO” emphasized the importance of the WGO Training Centers, WGO Train the Trainers Program and the WGO Guidelines, which are at the core of WGO's mission and vision and exemplify the four WGO pillars: “Train. Educate. Advocate. Inform.” (Read more about the *Simultaneous Symposium 5D and WGO's Global Education Network* on page 19).

WGO and ACG conducted various exciting activities throughout the Congress. The exhibit hall featured poster presentations, theater presentations, Hands-on Sessions and Abstracts on



“Best of the World Congress of Gastroenterology” expert panelists, Seth Gross, MD, Jonathan Leighton, MD, Carolina Olano, MD, and Moderator, Jordan Karlitz, MD.

DVD, offering an amazing experience for all attendees. WGO's exhibit booth showcased the many programs and activities of WGO, built around the four WGO pillars as well as a special World Congress of Gastroenterology Historical Commemorative Display celebrating the history of the WCOG, highlighting the 1994 WCOG in Los Angeles, CA, USA and the 2017 WCOG taking place in the USA for the first time in more than 20 years (Read more about the special *World Congress of Gastroenterology Historical Commemorative Display* on page 24.) The ACG also celebrated its 85th anniversary with a commemorative 3D timeline display of College milestones from 1932 to 2017.

The communications teams from the ACG and WGO hosted a live Press Briefing session for reporters from the GI & internal medicine trade press in Orlando, entitled “Best of the World Congress of Gastroenterology” on Monday, 16 October 2017. Expert panelists provided an overview of key scientific studies and highlighted noteworthy oral presentations, posters, and abstracts and concluded with a very informative and interactive Q&A session regarding upcoming trends in the GI world.

Additionally, various WGO and ACG related meetings also took place, including many committee meetings, the WGO General Assembly — to which all WGO member societies were invited — and the ACG Business Meeting. Many important actions



World Congress of Gastroenterology Historical Commemorative Display.

Many important actions took place during the WGO General Assembly, including the handover of the WGO Presidency.

took place during the WGO General Assembly, including the handover of the WGO Presidency from David Bjorkman, MD, MSPH, 2015-2017 WGO President, to Cihan Yurdaydin, MD, 2017-2019 WGO President, the ratification of the WGO Statutes & By-laws, the presentation of the 2017-2019 Nominations for WGO Committees and Interest Groups, and the announcement of the 2017 Masters of the WGO (MWGO) award recipients (See page 13 for an overview of the Master of the WGO (MWGO) award). During the ACG Business Meeting, the handover of the ACG Presidency from Dr. Carol Burke, MD, FACC to Dr. Irving M. Pike, MD, FACC, the new 2017-2018 ACG President, took place, and College business was discussed and voted on by ACG Members and Fellows (FACC).

The WCOG at ACG 2017 meeting also recognized various individuals with a distinguished background in the gastroenterology and/or allied fields. We would like to honor the following recipients that received prestigious awards during the meeting:

- **Eamonn M. M. Quigley, MD, MACG** recipient of the 2017 WGO Georges Brohée Medal and Lecture on “**News From a Dark Continent – An Assessment of the Diagnostic and Therapeutic Implications of the Gut Microbiome**” and ACG Berk/Fise Clinical Achievement Award
- **Shiv Kumar Sarin, MD, DM** recipient of the 2017 WGO Henry L. Bockus Medal and Lecture on “**Does Portal Pressure Guide Management of Portal Hypertension and its Complications?**”
- **Sunanda V. Kane, MD, MSPH, FACC**, 2017 ACG’s David Y. Graham Lecture “**On Becoming a Successful Leader: An Amazing Journey or the Path to Nowhere**”
- **Corey A. Siegel, MD, MS**, 2017, 2017 American Journal of Gastroenterology Lecture on “**Refocusing IBD Patient Management: Personalized, Proactive, and Patient-Centered Care**”
- **Mark B. Pochapin, MD, FACC**, 2017 ACG’s Emily Couric Memorial Lecture on “**Colon Cancer: Polyps, Prevention, and Progress**”
- **John J. Vargo, II, MD, MPH, FACC**, 2017 ACG’s J. Edward Berk Distinguished Lecture on “**Are Our Patients Sleeping Safely and Soundly? The State of Endoscopic Procedural Sedation in 2017**”
- **Gary Falk, MD, MS, FACC**, 2017 ACG’s David Sun Lecture on “**Screening and Surveillance of Barrett’s Esophagus: Where Are We Now and What Does the Future Hold?**”
- **Amar Deshpande, MD, FACC** recipient of the 2017 ACG Community Service Award
- **Mark D. Topazian, MD, FACC** recipient of the 2017 International Leadership Award
- **John W. Popp Jr., MD, MACG** recipient of the 2017 ACG Samuel Weiss Award
- **Darwin L. Conwell, MD, MS** recipient of the 2017 ACG Minority Digestive Health Care Award
- **2017 Masters of the World Gastroenterology Organisation (MWGO):**
 - **Julio Bai, MWGO (Argentina)**
 - **Khean-Lee Goh, MWGO (Malaysia)**
 - **Günter Krejs, MWGO (Austria)**
 - **Shuji Shimizu, MWGO (Japan)**
 - **Sandie Thomson, MWGO (South Africa)**

- **2017 Masters of American College of Gastroenterology (MACG):**
 - **Lauren B. Gerson, MS, MSC, MACG**
 - **Amy E. Foxx-Orenstein, DO, MACG**
 - **Philip O. Katz, MD, MACG**
 - **Lawrence R. Schiller, MS, MACG**
 - **Nicholas J. Talley, MD, PHD, MACG**

We hope all attendees had the opportunity to connect with your colleagues from around the United States, the Americas, and the entire world and we cordially invite you to attend the upcoming ACG 2018 Annual Scientific Meeting and Postgraduate Course, 5-10 October 2018 in Philadelphia, Pennsylvania, USA, Gastro 2018: WGO – GAT International Conference, 5-8 December 2018 in Bangkok, Thailand, and the next World Congress of Gastroenterology 2019, 21-24 September 2019 in Istanbul, Turkey!

We Are World GI!



We Are World GI: 2015-2017 WGO President, David Bjorkman, and 2013-2015 President, James Tooili.



We Are World GI: WGO Secretariat Staff.

WGO Announces Recipients of the Masters of the WGO (MWGO) Award

Established in 2009, the Master of the WGO (MWGO) Award is the highest honor the World Gastroenterology Organisation (WGO) can bestow on a member and is granted only to those individuals who have provided outstanding dedication to the mission of the WGO and achieved distinction in such areas as scholarly research, teaching, and service to WGO and the community at large.

The MWGO Award was created to recognize these contributions and by this recognition provide incentive, encouragement, and guidance for others to significantly contribute to their fields. The Masters of the WGO Award is a capstone career award and is given in conjunction with each World Congress of Gastroenterology.

Recipients of the 2017 Masters of the WGO Award were recognized with an engraved plaque at the WGO General Assembly during the World Congress of Gastroenterology at ACG 2017 on Tuesday, 17 October 2017 in Orlando, Florida, USA. Recipients may now use the title of “Master of the WGO” and the letters “MWGO” in conjunction with their name.

Please join WGO in congratulating the 2017 recipients of this prestigious award!

WGO is Honored to Announce the 2017 MWGO Award Recipients:



Julio Bai, MWGO
(Argentina)



Khean-Lee Goh,
MWGO (Malaysia)



Günter Krejs,
MWGO (Austria)



Shuji Shimizu,
MWGO (Japan)



Sandie Thomson,
MWGO (South
Africa)

Past recipients of the MWGO Award include

Professor Luiz de Paula Castro,
MWGO (Brazil)

Professor Suliman Fedail, MWGO
(Sudan)

Professor Michael Fried, MWGO
(Switzerland)

Professor Jean Paul Galmiche,
MWGO (France)

Professor Joseph Geenen, MWGO
(USA)

Professor Richard Hunt, MWGO
(UK)

Professor Richard Kozarek, MWGO
(USA)

Professor Bernard Levin, MWGO
(USA)

Professor Juan Malagelada, MWGO
(Spain)

Professor Finlay Macrae, MWGO
(Australia)

Professor Solly Marks, MWGO
(South Africa)

Professor Ibrahim Mostafa, MWGO
(Egypt)

Professor D Nageshwar Reddy,
MWGO (India)

Professor Melvin Schapiro, MWGO
(USA)

Professor Isidor Segal, MWGO
(South Africa)

Professor Zeyad Sharaiha, MWGO
(Jordan)

Professor Joseph Sung, MWGO
(China)

Professor Rakesh Tandon, MWGO
(India)

Professor Guido Tytgat, MWGO (The
Netherlands)

Professor Guido Villa-Gomez,
MWGO (Bolivia)

Professor Shu-Dong Xiao, MWGO
(China)



Shiv Kumar Sarin, MD, DM is the 2017 WGO Henry L. Bockus Medal Recipient



Shiv Kumar Sarin, MD, DM received the WGO Henry L. Bockus Medal and presented his lecture on the topic, “Does Portal Pressure

Guide Management of Portal Hypertension and its Complications?” This event took place during the World Congress of Gastroenterology at ACG 2017 in Orlando, Florida, USA on 16 October 2017.

“It is the core of liver diseases because it changes the outcome of your patient.”

Dr. Sarin’s lecture described invasive and noninvasive measurement of portal pressure, rational approach to managing complications of portal hypertension, and new vistas beyond beta-blocker therapy. “Liver pressure has come of age. Gastroenterologists and hepatologists besides endoscopy should learn to measure pressures, should use it in routine practice like



Dr. Sarin delivers the Bockus lecture.

blood pressure measurements,” said Dr. Sarin. “It is the core of liver diseases because it changes the outcome of your patient.”

VIDEO - In this exclusive video from the World Congress of Gastroenterology at ACG 2017, you can view Dr. Sarin’s speech at <http://acgblog.org/2017/12/18/video-of-the-week-shiv-kumar-sarin-md-dm-does-portal-pressure-guide-management-of-portal-hypertension-and-its-complications/>

During his distinguished academic career spanning 35 years, Dr. Sarin has contributed immensely to the field of hepatology. His contributions include “Sarin’s Classification of Gastric Varices”; variceal band ligation as primary prophylaxis which was a landmark NEJM paper. He has also defined new disease entities, portal biliopathy and acute and chronic liver failure. In addition, his seminal contributions on liver regeneration using growth factors have the potential for providing non-transplant options to ACLF patients. Prof. Sarin has authored more than 500 publications including the WGO Expert Point of View Scientific Article “Part II: Global Burden Of Liver Disease: A True Burden on Health Sciences and Economies!!”, helped develop 18 major guidelines including the WGO Esophageal Varices, NAFLD & NASH and Hepatocellular Carcinoma (HCC) guidelines and edited 13 books. Dr. Sarin is the founding Co-Chief Editor of Hepatology International and has also been recognized by



2015-2017 WGO President Prof. David Bjorkman presents the WGO Henry L. Bockus Medal to Dr. Sarin.

the government of India for his work, awarding him the Padma Bhushan, the third highest civilian award in India. He is a member of all three science academies of India. He is currently the Director of the WGO New Delhi Training Center inaugurated in India on 26 April 2015. He has been a recipient of Shanti Swarup Bhatnagar Award, the highest Award in Science in India, The World Academy of Medical Sciences International Prize, EASL International Recognition Award and “Most Distinguished Physician from India” from the American Association of Physicians of India.

About the WGO Henry L. Bockus Medal and Lecture

A medal, known as the Henry L. Bockus Medal, is awarded at each World Congress to a gastroenterologist who, in the opinion of the World Gastroenterology Organisation (WGO) Governing Council, has made a distinguished contribution to the clinical practice, science and/or teaching of gastroenterology.



Dr. Henry L. Bockus (1894-1982) was a leading American gastroenterologist from Philadelphia, Pennsylvania with a

well-deserved reputation due to the authorship of an outstanding Gastroenterology treatise and the organiza-

tion of specialty postgraduate courses at the University of Pennsylvania, which were attended by numerous physicians from North and South America as well as from Europe. He was elected President of the first World Congress of Gastroenterology, held in Washington, DC, USA on 29 May 1958. On the last day of the Congress a provisional WGO Governing Council was elected, and Dr. Bockus became the first president of what is now the World Gastroenterology Organisation. His vision to enhance standards of education and training in gastroenterology lives on today.



Dr. Sarin: "Liver pressure has come of age."

Eamonn M. M. Quigley, MD, MACG is the 2017 WGO Georges Brohée Medal Recipient



Eamonn M. M. Quigley, MD, MACG received the WGO Georges Brohée Medal and presented his lecture on the topic, “News

From a Dark Continent – An Assessment of the Diagnostic and Therapeutic Implications of the Gut Microbiome?” This event took place during the World Congress of Gastroenterology at ACG 2017 in Orlando, Florida, USA on 17 October 2017.

Much has been learned of the microbiology of the human gut microbiome and laboratory experiments have revealed potential involvement of a disturbed microbiome in a number of gastrointestinal and systemic diseases. Dr. Quigley’s lecture explored to what extent this promise has translated into clinical value.

VIDEO - In this exclusive video from the World Congress of Gastroenterology at ACG 2017, Eamonn M.M. Quigley, MD, MACG, professor of medicine at Weill Cornell

Much has been learned of the microbiology of the human gut microbiome and laboratory experiments have revealed potential involvement of a disturbed microbiome in a number of gastrointestinal and systemic diseases.

Medical College, and chief of gastroenterology and hepatology at Houston Methodist Hospital, shares an overview of the current state of gut microbiome research from the clinician’s perspective, which he discussed during the WGO Brohée Lecture. View it here: <https://www.healio.com/gastroenterology/therapeutics-diagnostics/news/online/%7B896e0212-2beb-4187-b547-c7b5b2e5b680%7D/video-gut-microbiome-research-sped-by-technology-informatics-but-diet-a-major-confounder>.

Dr. Quigley’s clinical and research interests include irritable bowel syndrome, gastrointestinal motility and the role of the gut microbiota in health and in gastrointestinal and metabolic disorders. He has authored over 900 publications, chaired and helped to develop the WGO Irritable Bowel Syndrome Guideline and edited or co-edited 22 books or monographs. He has received numerous awards world-wide. He served as president of the American College of Gastroenterology and World Gastroenterology Organisation (WGO) and has served as Chair of the WGO Foundation. Dr. Quigley has served in various other roles in WGO since 2002 and currently serves on the WGO Foundation Board as Past Past Chairman. Dr. Quigley is a Program Director for the “The Microbiota Hard Talks - Live From Texas Medical Center” Webinar Series and is a past editor-in-chief of *The American Journal of Gastroenterology*. Dr. Quigley is the David M. Under-



2017-2019 WGO President, Prof. Cihan Yurdaydin, presents the Georges Brohée Medal to Dr. Quigley.

wood Chair of Medicine in Digestive Disorders, Chief of the Division of Gastroenterology and Hepatology, Medical Director of the Lynda K. and David M. Underwood Center for Digestive Disorders and Professor of Medicine, Weill Cornell Medical College at Houston Methodist Hospital in Houston, Texas, USA.



Dr. Quigley delivering the Georges Brohée Lecture.

About the WGO Georges Brohée Medal and Lecture

A Brohée Lecture is delivered during each World Congress of Gastroenterology to commemorate Georges Brohée, the founder of the first International Association of Gastroenterology. The Brohée Lecturer is chosen by the WGO Governing Council from either the host country or the respective region. A Medal is presented to the nominated lecturer during the World Congress in which the lecture is presented.



The World Gastroenterology Organisation (WGO) originated largely due to the initiative of **Dr. Georges Brohée** (1887-1957), a Belgian Surgeon and Radiologist who promoted modern Gastroenterology, in particular by founding the Belgian Society of Gastroenterology in 1928 and by organizing the first International Congress of Gastroenterology in

Brussels in 1935. His continuing efforts culminated in the constitution of the “Organisation Mondiale de Gastro-entérologie” (OMGE) on 29 May 1958 in Washington, DC, USA where the first World Congress of Gastroenterology was held. The organization was officially renamed the World Gastroenterology Organisation (WGO) in May 2007.



Viva Endoscopy! – ASGE-WGO Postgraduate Course at WCOG at ACG 2017



2017 Course Directors



Andres Gelrud, MD, MMSc, FASGE
Gastro Health
Medical Director, Pancreatic Disease Center
Miami Cancer Institute
Miami, Florida

Mark D. Topazian, MD, FACG, FASGE
Professor of Medicine
Mayo Clinic
Rochester, Minnesota

The WGO-ASGE Endoscopy Course highlighted state-of-the-art endoscopic management of gastrointestinal diseases that attendees encounter daily, and presented important recent innovations that are changing clinical practice!

Held in conjunction with the WCOG at ACG 2017 in Orlando, Florida, USA, the ASGE-WGO Postgraduate Course at ACG: Viva Endoscopy took place on Friday, October 13, 2017. Led by Course Directors Andres Gelrud, MD, MMSc, FASGE and Mark D. Topazian, MD, FACG, FASGE, the ASGE-WGO Postgraduate course provided tips and techniques that could be immediately employed to improve endoscopic outcomes. The course also provided attendees with a series of presentations including case discussions and video content to stimulate audience dialogue with the panel of world-renowned faculty experts.

Course Directors: Andres Gelrud, MD, MMSc, FASGE and Mark D. Topazian, MD, FACG, FASGE

WGO-ASGE Endoscopy Course Faculty

Barham Abu Dayyeh, MD, MPH

Assistant Professor of Medicine
Mayo Clinic
Rochester, Minnesota, USA

Peter V. Draganov, MD, FASGE

University of Florida
Gainesville, Florida, USA

Antonio Rollan Rodriguez, MD

Clinica Alemana de Santiago
University of Desarrollo
Santiago, Chile

Steven A. Edmundowicz, MD, FASGE

University of Colorado Denver
Aurora, Colorado, USA

Reem Z. Sharaiha, MD, BSc, MBBS

Assistant Professor of Medicine
Presbyterian Hospital
Weill Cornell Medical College
New York, New York, USA

Nicholas J. Shaheen, MD, MPH, FASGE

Chief of Gastroenterology
University of North Carolina
School of Medicine
Chapel Hill, North Carolina, USA

Uzma Siddiqui, MD, FASGE

Associate Professor of Medicine
University of Chicago
Chicago, Illinois, USA

Claudio Rolim Teixeira, MD, PhD

Interventional Endoscopy
Moinhos Vento Hospital
Porto Alegre, Brazil



World-renowned faculty experts discussing important endoscopic topics for attendees.



WGO and WGO Foundation Program Manager, Ashley Huren-Johnson, staffing the ASGE/WGO registration table.

Meeting Today's Needs & Looking Forward: A Global Education Network

Education and training are at the core of the World Gastroenterology Organisation's (WGO) mission and vision, with its special focus on the developing and low-resource regions of the world.

A highlight of the World Congress of Gastroenterology at ACG 2017 was a symposium on 18 October 2017 which focused on WGO's Global Education programs, entitled "Meeting Today's Needs & Looking Forward: A Global Education Network." This session included presentations and discussion on the WGO Training Center program, WGO Train the Trainers and the WGO Guidelines, led by the 2015-2017 Chairs of each of these flagship programs: Professors Desmond Leddin, Damon Bizos and Greger Lindberg, respectively. Each Chair deliberated on a current topic of Global Education and how their



Professor Damon Bizos discussing WGO Train the Trainers.



Professors Greger Lindberg, Desmond Leddin, David Bjorkman and Guilherme Macedo.

program has endeavored to address it. The symposium was moderated by Prof. David Bjorkman, 2015-2017 WGO President, and Prof. Guilherme Macedo, WGO Treasurer.

Education and training are at the core of the World Gastroenterology Organisation's (WGO) mission and vision, with its special focus on the developing and low-resource regions of the world.

The projected long-term outcomes of this approach are two-fold: 1) increased access to high-quality patient care for digestive disorders in low resource nations through the provision of skilled health care professionals and equipment; and 2) a reduction in the emigration of health care professionals from developing countries, thereby increasing retention of qualified, locally trained and skilled doctors and other health care professionals in their home countries both to practice medicine and teach others.

The WGO has established several major programs and initiatives to develop and sustain the WGO's global training and education efforts. The

Training Center program specializes in refining and training the next generation of GI professionals. The Train the Trainers offers educators the opportunity to refine their teaching skills, and the Global Guidelines which provide the world with a cascading approach to address the varying availability of resources for those in the digestive health field. Together with other WGO programs, these initiatives focus primarily on developing and low-resource countries and aim to meet the increasing demand for digestive disorder prevention and treatment worldwide. It is through its education



Professor Greger Lindberg speaking about Guidelines and Cascades at the Global Education Network symposium.

Since 2001, over 3,400 professionals have received training through the various educational programs offered at the 23 WGO Training Centers.

and training activities that WGO has become a leader of global education in the field of digestive health.

WGO Training Centers: Developing an Endoscopy Service in Limited Resource Settings



Prof. Desmond Leddin.

Prof. Leddin's presentation discussed how to start and sustain endoscopy services in settings with limited resources with a focus on how services were started

and sustained in Ethiopia, Bolivia, and Myanmar.

Since 2001, over 3,400 professionals have received training through the various educational programs offered at the 23 WGO Training Centers. Located primarily in developing countries throughout the world, each WGO Training Center provides trainees with the opportunity to enhance their skills and further their education in gastroenterology, hepatology, endoscopy, oncology, and GI surgery. The Centers promulgate lo-



Professor Desmond Leddin presenting on WGO Training Centers.

cally relevant knowledge and develop appropriate skills among medical practitioners and health care workers from low-resource countries to optimize standards of patient care while ensuring a focus on regionally-relevant digestive disorders, and attempt to reduce the "brain-drain" of highly skilled practitioners from developing countries by providing training close to home.

WGO Train the Trainers: How Can I Improve my Teaching Skills?



Prof. Damon Bizos.

Prof. Damon Bizos' presentation focused on recognizing ways to improve lectures, small group facilitation, and teaching skills.

The Train the Trainers (TTT) program, developed by WGO, exposes educators in gastroenterology, hepatology, endoscopy, oncology, and GI surgery to current educational techniques and philosophies. It brings together faculty and participants from across the globe in an intensive and interactive four-day workshop. The workshop is characterized by numerous hands-on sessions with ample opportunity for discussion and interchange. Train the Trainers has proven to be a highly successful method of disseminating teaching skills to GI physicians who hold training positions in their own countries. Delegates are equipped with skills which they can then implement in their countries. Train the Trainers has

Train the Trainers has proven to be a highly successful method of disseminating teaching skills to GI physicians who hold training positions in their own countries.

been enthusiastically received around the world, providing an excellent forum for the exchange of ideas and the establishment of contacts between various countries in an environment which is conducive to learning and interaction.

WGO Guidelines: "Why Cascades?"



Prof. Greger Lindberg.

The WGO Guidelines portion of the symposium – "Why Cascades?" -- was presented by Prof. Greger Lindberg, Chair of the WGO Global Guidelines Committee. Prof.

Lindberg's presentation described the use of the Guidelines Cascades Model and the application of WGO Guidelines in regions of variable resources.

The WGO Global Guidelines Library contains 24 practice guidelines written from a viewpoint of global applicability. WGO Guidelines are

Prof. Lindberg pointed out that 18 of the 24 WGO Guidelines feature cascades.

available in English, French, Mandarin, Portuguese, Russian and Spanish and can be found in the *Journal of Clinical Gastroenterology* (JCG) and on the WGO website (www.worldgastroenterology.org).

WGO Global Guidelines are unique because they utilize "cascades" which provide various diagnosis and evidence-based treatment options that are scalable to available local resources and infrastructure in countries with varying resources. Cascades make the WGO Guidelines globally applicable by identifying multiple ways of achieving the best possible outcome by taking the available resources into account. WGO cascades are

a hierarchical set of diagnostic or therapeutic techniques for the same disease, ranked according to the resources available. Each guideline review team includes non-Western experts with direct knowledge of conditions in various regions around the world to ensure the applicability of the procedures under a variety of circumstances.

Prof. Lindberg pointed out that 18 of the 24 WGO Guidelines feature cascades. Cascade-based WGO guidelines offer different options for diagnosis and treatment depending on the available resources. As examples, in his presentation he highlighted cascades in the GERD guidelines for management options and those in the Esophageal Dysphagia guidelines for diagnostic options.

On the topic of the global applicability of “gold standard” guidelines, Prof. Lindberg posed this question: “Who can afford to implement ‘gold standard’ guidelines?”

As an answer he quoted Professor Guido Tytgat, former WGO president (2002–2005) and founder of the WGO Guidelines, who had stated “Many ‘gold standard’ or Western guidelines are incompatible and thus useless in many, if not most, clinical settings around the world! We have to get to a global system of universal guidelines, which, of course, would require a layered system with options for situations that do not allow of call for the most expensive or technically advanced solutions.”



WGO Welcomes Six New Member Societies!

...these societies further extend our worldwide reach as they represent nations in Africa and the Middle East.

On 17 October 2017, during the General Assembly, six Member Societies were officially ratified as new members of World Gastroenterology Organisation. We are honored to welcome them into the WGO family and are pleased that these societies further extend our worldwide reach as they represent nations in Africa and the Middle East.

As members of WGO, these societies now are able to participate in various activities around the globe, such as World Congresses of Gastroenterology, Train the Trainers workshops, and access to WGO Training Centers. They also enjoy many other benefits, including access to WGO Global Guidelines & Cascades, listing on the WGO website, and global promotion of programs and events. If your society is not yet a member we hope that you will consider applying. Details can be found on the WGO website at: <http://www.worldgastroenterology.org/membership/prospective-member-societies>.

If your society is not yet a member we hope that you will consider applying.

A brief description of each of the six WGO Member Societies is below:

Société Congolaise de Gastro-entérologie (SOCONGE)

The Congolese Association of Gastroenterology / Société Congolaise de Gastro-entérologie (SOCONGE) was founded in the capital city of Kinshasa in the Democratic Republic of Congo on 5 November 2005. The society's leadership includes Dr. Sébastien Mbendi Nsukini, President, and Dr. Jacqueline Nkondi Nsenga, Secretary.

SOCONGE is a non-profit association with the notable objectives of training of specialists of the digestive tract and related organs and the scientific research in all the fields of the specialty; the collection, exchange and circulation of information concerning the research results; the organization of conferences, symposia, seminars, and gastroenterology days; and advising national authorities responsible for decisions regarding the issues on gastroenterology.

Ghana Association for the Study of Liver and Digestive Diseases (GASLIDD)

GASLIDD was inaugurated in 2014 with a membership composed of doctors and scientists with interest in gastrointestinal and liver diseases; it is also open to nurses in endoscopy practice.

Its main mission includes providing a forum for the exchange of ideas, knowledge and experiences among professionals with interest in liver and digestive diseases in Ghana; promoting the advancement of health and al-



The six new Member Societies are from Africa and the Middle East.

lied sciences with particular emphasis in the field of gastroenterology and hepatology and to foster progress in the prevention, recognition and treatment of digestive diseases; fostering and promoting the provision of facilities for research, the education and training of undergraduates and postgraduates; and providing, where necessary, professional and technical advice to the Ghanaian government. Dr. Mary Afihene is GASLIDD's President.

Association de Gastro-Enterologie de Madagascar (AGEM)

AGEM was founded in 2009 in the capital city of Antananarivo. Its mission is to implement all the necessary means to combat the morbidity and mortality of digestive diseases; to promote and develop clinical research in the field of gastroenterology; to promote and publicize the scientific work of the medical and surgical teams of gastroenterology; to facilitate the training of practitioners in the management of diseases of the digestive tract; and to analyze the problems affecting the specialty and to inform the public authorities. Its President is Prof. Rado Manitrana Ramanampamonjy of the University Hospital of Antananarivo.

Palestinian Society of Gastroenterology (PSG)

The Palestinian Society of Gastroenterology (PSG) is a charitable organization focused upon gastroenterological diseases with respect to health, scientific, educational, and social aspects. The PSG's activities cover all of Palestine. The Society was founded in the city of Nablus on 1st November, 2003.

PSG's purpose is to coordinate, cooperate, and improve academic and collegial relationships among all parties concerned with gastroenterological issues. It seeks to increase interest in the field of gastroenterology from other medical professionals, private and public medical organizations, and medical centers and to support and assist physicians, medical professionals, and all those who are interested in gastroenterological diseases in the development of cooperation among them to improve treatment and preventive measures from gastroenterological diseases.



Prof. Naima Amrani, 2015-2017 WGO Secretary General, presenting the Membership Update and Ratification of New Member Societies at the WGO General Assembly.

The Society's President is Dr. Wail Hammoudeh and the Secretary General is Dr. Walid Sweidan.

Rwandan Society for Endoscopy (RSE)

In February 2016, a group of Rwandan medical doctors and residents founded the Rwanda Society for endoscopy (RSE). RSE is a non-governmental organization and its head office is located in Nyarugenge District, Kigali City. The organization carries out its activities throughout

all 30 districts of Rwanda and works with all 47 hospitals in Rwanda. RSE is led by its President, Dr. Vincent Dusabejamba.

The RSE works to improve the means and conditions of taking care of patients with conditions requiring endoscopy. It does so by emphasizing the continuing training of doctors all around the country.

Zambia Association for Gastroenterology & Nutrition (ZAGAN)

ZAGAN was formed in Lusaka, Zambia with the aim to promote the highest standards of clinical care in the field of gastroenterology and nutrition in the nation, through training and advocacy. The association has a membership which includes medical doctors, nurses and biomedical scientists. These members cooperate with different groups worldwide and hold educational meetings to further their aims.

Its current President is Violet Kayamba of the University of Zambia Medical School.

Special World Congress of Gastroenterology Historical Commemorative Display

Dr. Bockus' vision to enhance standards of education and training in gastroenterology lives on today and was brought to life during the WCOG at ACG 2017.

The special WCOG commemorative display at the World Congress of Gastroenterology (WCOG) at ACG 2017 in Orlando, Florida, USA included memorabilia and footage highlighting the World Congresses of the past.

The WCOG at ACG 2017 marks the third time (1958, 1994 and 2017) that the World Congress of Gastroenterology has taken place in the United



A collection of photos taken from the World Congresses of the past.

States in the last nearly 50 years. Attendees of the WCOG at ACG 2017 marveled at footage from the 10th Anniversary of the World Congress of Gastroenterology in Los Angeles, California, USA in October 1994. They listened as Dr. Henry L. Bockus (1894-1982), a leading American gastroenterologist from Philadelphia, Pennsylvania, USA, who was elected as the WGO's first President, gave his opening speech and welcomed attendees to the first World Congress of Gastroenterology which was held in Washington, DC, USA on 29 May 1958. Dr. Bockus' vision to enhance standards of education and training in gastroenterology lives on today and was brought to life during the WCOG at ACG 2017.

Have some historical items that you would like to donate from your years of attending past World Congresses and/or working with the World Gastroenterology Organisation (WGO)? Please contact Ms. Caley Mutrie, Executive Director of WGO, and Ms. Ashley Huren-Johnson, Program Manager of WGO, at cmutrie@worldgastroenterology.org and ahuren@worldgastroenterology.org, respectively, for more information.



The Special World Congress of Gastroenterology Historical Commemorative Display at the WCOG at ACG 2017.

Gastro 2018 - WGO/GAT International Conference: Global Perspectives in Gastroenterology in Bangkok, Thailand



The banner for Gastro 2018 features a stylized logo with a green and gold design above the text 'GASTRO 2018', '5-8 December, Bangkok', and 'WGO-GAT INTERNATIONAL CONFERENCE'. Below the text is a silhouette of Bangkok's skyline. To the right, an orange box contains the title 'Global Perspectives in Gastroenterology' and a list of bullet points. At the bottom, logos of partner organizations and the event organizer, 'The Meeting Lab', are displayed.

Global Perspectives in Gastroenterology

- A platform for global exchange of thoughts and expertise in the City of Angels, Bangkok
- An event for networking among the digestive disease practitioners
- A place to find out the latest state of the art technology and best practices
- An occasion to meet new friends and rekindle old friendship

Organized by:      

Organized by: **The Meeting Lab**
www.meetinglab.com
secretariat@gastro2018bangkok.com

The next WGO International Conference, Gastro 2018 - WGO/GAT International Conference: Global Perspectives in Gastroenterology, will be held in partnership with the Gastroenterological Association of Thailand (GAT), together with the Thai Association for the Study of the Liver (THASL), the Thai Neurogastroenterology and Motility Society (TNMS) and the Thai Association for Gastrointestinal Endoscopy (TAGE). Gastro 2018 will be held 5-8 December 2018, in Bangkok, Thailand. For more information, please visit the meeting website at www.gastro2018bangkok.com.

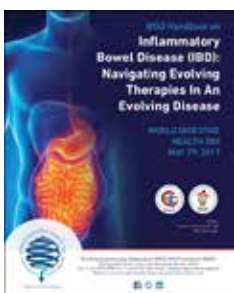


Upcoming Major Meetings

World Congress of Gastroenterology (WCOG) 2019 - Istanbul, Turkey

The next World Congress of Gastroenterology, the World Congress of Gastroenterology 2019, will be held in partnership with The Turkish Society of Gastroenterology (TSG), 21-24 September 2019 in Istanbul, Turkey!

World Digestive Health Day 2017 Inflammatory Bowel Disease (IBD): Navigating Evolving Therapies in an Evolving Disease



The WGO Handbook on IBD is Available Now!

WGO, WGO Foundation and the WDHD 2017 Steering Committee are pleased to share with you the release of the WGO Handbook on Inflammatory Bowel Disease (IBD): Navigating Evolving Therapies in an Evolving Disease. The e-publication features 12 chapters written by experts from around the globe. Articles within the handbook discuss various topics including the Diagnosis and Management of IBD in different regions of the world, IBD biomarkers, Crohn's disease and tuberculosis, Cancer in IBD, and more.

To access and download the WGO Handbook on IBD, visit the WDHD 2017 Tools and Resources page, <http://www.worldgastroenterology.org/wgo-foundation/wdhd/wdhd-2017/tools-and-resources>.

Collectively, those 18 countries hosted 25 events in support of WDHD 2017 to advocate and raise awareness for IBD.

Edited by the Chair of WDHD 2017, Dr. Charles N. Bernstein (Canada), the WGO Handbook on IBD is one of the many tools and resources developed to support WDHD 2017, and continues to advocate and raise awareness of IBD worldwide. We invite you to disseminate this e-publication to your colleagues, member societies, educational institutions, and to all who may benefit from the Handbook's educational and informational dialogue.

[Download the WGO Handbook on IBD today!](#)

WDHD Support from Around the World

WGO and WGO Foundation received correspondence and event submissions for WDHD 2017 from 18 different countries including Argentina, Austria, Bangladesh, Canada, Cuba, Czech Republic, India, Iran, Mongolia, Myanmar, Pakistan, Poland, Portugal, Spain, Turkey, United Arab Emirates, USA and Uruguay. Collectively, those 18 countries hosted 25 events in support of WDHD 2017 to advocate and raise awareness for IBD.



18 countries hosted 25 events in support of WDHD 2017.

We greatly value the global support received for WDHD 2017. It is with the help of our partners and supporters that we are able to ensure the continued success of the WDHD campaign. Events held in support of WDHD 2017 may be found on the WDHD 2017 Events and Success Stories page, <http://www.worldgastroenterology.org/wgo-foundation/wdhd/wdhd-2017/wdhd-2017-events-and-success-stories>. If you held an event in 2017, we still welcome you to share with us a summary, highlights and/or photos from your event by contacting info@worldgastroenterology.org.


TAKE ACTION in 2018 and be one of the countries to lend your support to the WDHD campaign!

WGO, WGO Foundation and the WDHD 2018 Steering Committee encourage you to plan and submit an event in support of WDHD 2018 – Viral Hepatitis, B and C: Lift the Global Burden. Visit <http://www.worldgastroenterology.org/forms/submit-event.php> to submit your event today!



Inflammatory Bowel Disease

Join WGO as We Strive to Lift the Global Burden of Viral Hepatitis in 2018



With the celebration of World Digestive Health Day (WDHD) coming up on 29 May 2018, planning is in full swing! The success of WDHD, a yearlong, worldwide, public health campaign, is derived from the combined efforts of the World Gastroenterology Organisation (WGO), WGO Foundation (WGOF), WGO Member Societies, WGO Training Centers, WGO Regional Affiliate Associations, and other WGO partners worldwide.

Campaign Information

The WDHD 2018 campaign is titled “Viral Hepatitis B, and C: Lift the Global Burden”. By participating in WDHD 2018, you will:

- **Inform** physicians, pharmacists, allied health professionals, health-care payers and the public of the prevalence, risk factors, and causes of Viral Hepatitis, B and C.
- **Educate** through an evidence-based and patient-centered approach to prevention and diagnosis of Viral Hepatitis, B and C.

- **Advocate** and raise awareness of the disease, most especially its management and the availability of treatment, in countries where Viral Hepatitis, B and C, is being newly or increasingly diagnosed.

How to Get Involved

If you haven't started planning your WDHD 2018 event, we invite you to start planning today! WGO challenges you to get involved in the campaign by creating exciting ways to raise awareness of Viral Hepatitis all year long, to improve the standards of practice and to educate the public. WGO is pleased to provide you with a few ways, in the table below, that you can TAKE ACTION and CELEBRATE World Digestive Health Day in your respective community. WGO and WGOF are appreciative of all campaign participants and for your continued efforts in supporting the WDHD 2018 campaign. We look forward to a successful year ahead!

TAKE ACTION

- Host an academic conference or symposium featuring scientific programs, plenaries, posters presentations, and forums on Viral Hepatitis.
- Create Viral Hepatitis prevention toolkits for healthcare professionals and the general public.
- Organize a public awareness campaign and disseminate campaign materials through blogs, podcasts, videos, and brochures.
- How will *you* TAKE ACTION to support WDHD?

CELEBRATE

- Host a walk-a-thon to rally your community in support of WDHD.
- Generate Viral Hepatitis awareness by developing a social media campaign.
- Engage your local media with public service announcements, press releases, radio advertisements, and TV interviews.
- How are *you* planning to CELEBRATE WDHD?

To request a copy of the WDHD 2018 logo for use in promoting this year's WDHD campaign or to submit an event, please visit, <http://www.worldgastroenterology.org/forms/submit-event.php>.

Plan Your Own WDHD Event

WGO and WGO Foundation encourage all members to participate in World Digestive Health Day 2018 by arranging events in their regions to observe this day. We hope that this year's campaign will help increase awareness of Viral Hepatitis, B and C, and its prevalence, worldwide.

Have you started planning your event? While the official date of WDHD is 29th May, many events take place throughout 2018. Past events include public campaigns, courses and lectures on treatments of the current theme, walkathons, national meetings, press conferences, radio and television interviews, developing a country's own WDHD Day, publications, and much more!

In the coming months, you will find available a variety of tools and resources, which may benefit your physicians, allied healthcare professionals, patients and the general public, by visiting <http://www.worldgastroenterology.org/wgo-foundation/wdhd/wdhd-2018>.

WDHD 2018 Steering Committee

The World Digestive Health Day (WDHD) 2018 Campaign is led by the following individuals representing a global view and expertise on Viral Hepatitis, B and C. They will guide the course of the campaign, leading in the development of tools and resources throughout 2018 and beyond.

<p>Co-Chair, World Digestive Health Day 2018 Yun-Fan Liaw, MD Chang Gung University & Memorial Hospital TAIWAN</p>	<p>Co-Chair, World Digestive Health Day 2018 Brian McMahon, MD Alaskan Native Tribal Health Consortium U.S.A.</p>
<p>Chair, WGO Foundation Naima Amrani, MD University Mohammed V MOROCCO</p>	<p>Vice Chair, WGO Foundation Richard Hunt, FRCP, FRCPEd, FR-CPC, AGAF, MACG, MWGO UNITED KINGDOM</p>
<p>Member Joost Drenth, MD, PhD Radboud UMC THE NETHERLANDS</p>	<p>Member Gamal Esmat, MD Cairo University EGYPT</p>
<p>Member Suliman Fedail, MD, FRCP, MWGO Fedail Hospital SUDAN</p>	<p>Member Jordan Feld, MD, MPH Toronto General Hospital CANADA</p>
<p>Member Peter Ferenci, MD Medical University of Vienna AUSTRIA</p>	<p>Member Graham Foster, MBBS, MRCP, PhD, FRCP Queen Mary University London UNITED KINGDOM</p>
<p>Member Khean-Lee Goh, MBBS, MD, FACP, FRCP, FASGE University of Malaya Medical Centre MALAYSIA</p>	<p>Member Saeed Hamid, MBBS, MD, FRCP Aga Khan University Hospital PAKISTAN</p>
<p>Member Paul Kwo, MD Stanford University Medical Center USA</p>	<p>Member Douglas LaBrecque, MD, FACP, FAASLD University of Iowa Healthcare USA</p>
<p>Member Guilherme Macedo, MD, PhD Centro Hospitalar São João PORTUGAL</p>	<p>Member Rosmawati Mohamed, MBBS, MRCP, MD University of Malaya Medical Centre MALAYSIA</p>
<p>Member Shiv Kumar Sarin, MBBS, MD Institute of Liver and Biliary Science INDIA</p>	<p>Member Jose Sollano, MD University of Santo Tomas PHILIPPINES</p>
<p>Member Wendy Spearman, MBChB, MMed, PhD University of Cape Town SOUTH AFRICA</p>	

For questions regarding WDHD, please email, info@worldgastroenterology.org. Also, please visit <http://www.worldgastroenterology.org/forms/submit-event.php> to officially submit your event for inclusion on the WGO Meetings and Events calendar and to request a copy of the WDHD 2018 logo for use in promoting this year's WDHD campaign – *“Viral Hepatitis, B and C: Lift the Global Burden”*.

[Join the WDHD Conversation on Social Media](#)

WGO and WGO Foundation want to hear from you! To join the conversation in support of WDHD 2018, tag WGO on Facebook (World Digestive Health Day - WDHD),

Twitter (@WGOF_WDHD), and/or LinkedIn (<https://www.linkedin.com/company/world-gastroenterology-organisation-wgo-wgo-foundation/>), and be sure to include #WDHD2018 in your post.



Like @WGOFWDHD on Facebook



Follow @WGOF_WDHD on Twitter



Follow WGO/WGO Foundation on LinkedIn

To learn more about how to engage with WGO and WGO Foundation on social media, visit <http://www.worldgastroenterology.org/about-wgo/media-center/social-media>.



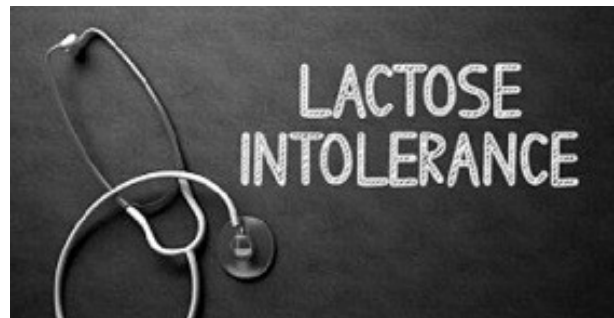
French and Spanish Translations Available Now for the Lactose Digestion Education Campaign

The Lactose Digestion education campaign aims to support YOU with your digestive health! Through co-developed educational resources, the campaign raises awareness and knowledge of digestive health, lactose intolerance, lactose maldigestion and the effects yogurt may have on lactose intolerants and lactose maldigesters. Educational resources released, in several languages and in support of the campaign, include a Q&A on Lactose Intolerance, a White Book and an Infographic.

View and download all campaign resources today, including the French and Spanish translations, <http://www.worldgastroenterology.org/wgo-foundation/your-digestive-health/wgo-yini-education-campaign/>

To learn how to better support Your Digestive Health beyond Lactose Intolerance and Maldigestion, visit <http://www.worldgastroenterology.org/wgo-foundation/your-digestive-health>

World Gastroenterology Organisation and ‘Yogurt In Nutrition Initiative for a balanced diet’ Working Together for Supporting You with Your Lactose Intolerance.



Q&A on Lactose Intolerance – Now Available in French and Spanish!



White Book – French



Infographic – French



White Book – Spanish



White Book – Spanish



WDHD: International Symposium on Inflammatory Bowel Disease (IBD 2017) in Chennai, India



K R Palaniswamy, MBBS, MD, DM (Gastro), FRCP

Chief, Department of Gastroenterology, Apollo Hospitals, Chennai, India
Member, WGO Foundation Board of Directors



Udayakumar Navaneethan, MD

Director, IBD Center and Interventional IBD Unit, Florida Hospitals Orlando, Florida, USA



Dr. Palaniswamy addressing the symposium.

The International Symposium on Inflammatory Bowel Disease (IBD 2017) was held in Chennai, India, from 29 September to 1 October 2017. It was held to increase awareness of the disease and its management in countries where IBD is being increasingly and newly diagnosed, as well to celebrate the World Digestive Health Day (WDHD) 2017 focus on IBD.

It was organized by Dr. KR Palaniswamy, Chief of the Department of Gastroenterology, Apollo

The first part of the symposium was dedicated to patients living with IBD and included approximately 50 IBD patients.

hospitals, Chennai, India and Dr. Udayakumar Navaneethan, Director of the IBD Center and Interventional IBD Unit, Orlando, USA along with the support of Dr. Bala Subramanian, Apollo hospitals, Chennai, India and

Dr. Bo Shen, Director of the IBD Center, Cleveland Clinic, USA.

The symposium was organized in two parts. The first part of the symposium was dedicated to patients living with IBD and included approximately 50 IBD patients. The IBD patients had one-on-one time with world experts in IBD, clarifying their personal experiences they had with their disease and the management options.

The second part of the symposium was focused on the medical community in South Asia, and was organized as a two-day program that included state-of-the-art lectures by world experts, case-based discussion and video forums in IBD. There were a



Faculty of the International Symposium on Inflammatory Bowel Disease.

The second part of the symposium was focused on the medical community in South Asia, and was organized as a two-day program that included state-of-the-art lectures by world experts, case-based discussion and video forums in IBD.

total of 26 lectures delivered over two days by international faculty focusing on diagnosis and monitoring of IBD patients including pathology, differentiating Crohn's disease from intestinal tuberculosis, use of anti-tumor necrosis factor alpha therapy and biosimilars, use of anti-integrins and anti-IL-12/23 treatments, role of therapeutic drug monitoring, use of therapies in special situations such as pregnancy, elderly and post-operative states, use of endoscopy in IBD including management of strictures and fistulae and incorporation of chromoendoscopy in dysplasia detection and management and personalized medicine in patients with IBD. Also, there were eight case-based discussions of challenging IBD patients with input from all of the faculty, and video-forums dedicated to endoscopy in IBD. These lectures were provided by international experts, Udayakumar Navaneethan, Bo Shen and Shyam Varadarajulu from the USA, Shomron Ben-Horin and Yehuda Chowers from Israel, Simon Travis from UK and Toshifumi Hibi from Japan, who all enthusiastically shared their knowledge, wisdom, and experience. There was an evening satellite symposium on challenging cases in IBD supported by Takeda, as well.

Overall, the International Symposium on IBD was a great success due to the quality of lectures delivered

A total of 310 participants attended the meeting from all over India and South Asia.

by the international faculty and the breadth of the topics covered during the two days of the meeting. A total of 310 participants attended the meeting from all over India and South Asia. Participants included post-graduate trainees, gastroenterologists, colorectal surgeons, pathologists, radiologists and internists.

The symposium received significant media coverage including coverage in the leading local newspapers in India and coverage on television highlighting the importance of the meeting. One-on-one personal interviews were conducted with Dr. Simon Travis, Dr. Udayakumar Navaneethan and Dr. KR Palaniswamy by the health media correspondent of the leading local newspaper, as well.

IBD 2017 was endorsed by the World Gastroenterology Organisation, the Tamilnadu Gastroenterology Trust and the Crohn's and Colitis Foundation, USA. It was supported by multiple industry partners both locally and internationally.

IBD was once considered a "disease of the western world", not anymore. As IBD is increasingly common in Asia and becoming a worldwide disease, one of the challenges will be



Participants at the symposium.

IBD was once considered a "disease of the western world", not anymore. As IBD is increasingly common in Asia and becoming a worldwide disease, one of the challenges will be to understand early diagnosis and appropriate treatment, and the incorporation of newer endoscopic technology in the diagnosis and management of IBD.

to understand early diagnosis and appropriate treatment, and the incorporation of newer endoscopic technology in the diagnosis and management of IBD. This was the first meeting to highlight the evolving changes in the IBD landscape. This meeting increased the awareness of the disease and its management in countries where IBD is being increasingly and newly diagnosed.

To conclude, this symposium highlighted invaluable information on how to provide the best care for patients with IBD. Continuing medical education programs like these will create the basis for improving the care of patients with IBD and ultimately improve their quality of life all around the world.



Panel presentation.

Train the Trainers in Sudan

WGO is pleased to announce the next Train the Trainers workshop will be held in partnership with the Sudanese Society of Gastroenterology (SSG) in Khartoum, Sudan from 18-21 April 2018.

Developed by WGO in 2001, this workshop concentrates on expanding the educational skills of educators in the fields of gastroenterology, hepatology, endoscopy, and GI surgery, who are responsible for teaching, through the use of current educational techniques and philosophies. It brings together faculty and participants from across the globe in an intensive and interactive workshop, characterized by numerous hands-on sessions with ample opportunity for discussion.



The banner features a background image of Khartoum, Sudan, at sunset, with the Nile River and several buildings, including the distinctive white dome of the Khartoum Marriott Hotel. The text 'TRAIN THE TRAINERS KHARTOUM 2018' is prominently displayed in blue. The WGO logo is in the top right corner, and the 'Train the Trainers' logo is in the bottom left. The dates 'Khartoum, Sudan 18-21 April 2018' are at the bottom.

**TRAIN THE TRAINERS
KHARTOUM 2018**

**WORLD GASTROENTEROLOGY ORGANISATION
WGO**

Train the Trainers

Khartoum, Sudan 18-21 April 2018

Train the Trainers in Portugal



WGO Member Societies and TTT Alumni...

Presenting the WGO Train the Trainers Advanced Workshop: Leadership & Management II

PORTO, PORTUGAL • JUNE 25-26, 2018

Open to all WGO Member Societies and TTT alumni, and in partnership with the Sociedade Portuguesa de Gastrenterologia (PSG) and the WGO Porto Training Center, this two-day workshop will feature lectures from an array of industries with experience in various leadership and management areas.

Topics include:

- What is leadership?
- Leadership in Medicine
- The Difficult Colleague and the Difficult Trainee
- Conflict Management
- Effective Communication
- Working in Teams
- Quality Assurance
- Resource Allocation and Budgets

Participants are required to cover their own airfare to Porto. The two-day course will be held at the Sheraton Porto, Rua Tenente Valadim 146, Porto. Hotel accommodations, social events, catering, and ground transportation between the airport and hotel, as well as all educational materials, will be provided for the participants.

Workshop Dates:

25-26 June 2018

Location:

Sheraton Porto
Rua Tenente Valadim 146
Porto, Portugal
<http://www.sheratonporto.com/>

Registration Fee:

500.00 EUR

Application Deadline:

Friday, 27 April 2018

Contact the WGO Secretariat with any questions: Krystal Antrim-Jones, Program Manager (Education & Training), kantrim-jones@worldgastroenterology.org

Thank you for your continuing interest in and support of WGO's programs. We look forward to your participation!



About the WGO

Train the Trainers Program:

Developed by WGO in 2001, the Train the Trainers program concentrates on expanding the educational skills of educators in the fields of gastroenterology, hepatology, endoscopy, and GI surgery, who are responsible for teaching, through the use of current educational techniques and philosophies. It brings together faculty and participants from across the globe in an intensive and interactive workshop, characterized by numerous hands-on sessions with ample opportunity for discussion. An ability to communicate proficiently in English is an essential component within the breakout sessions as well as contributes to the overall success of the workshop.



The 8th Congress of the Africa Middle East Association for Gastroenterology - AMAGE 2017 Recap

The 8th Congress of the Africa Middle East Association for Gastroenterology, “Challenges Facing Gastroenterology Practice in Africa and the Middle East,” took place on 5-9 July 2017 in Addis Ababa, Ethiopia. The congress was held jointly with the African Middle East Association of Gastroenterology (AMAGE) and the Ethiopian Gastroenterology Association with official representation from the World Gastroenterology Organisation. The meeting was held at the United Nations Conference Center (UNCC), located in the center of Addis Ababa

The congress helped to achieve AMAGE’s mission to connect African and Middle Eastern countries and to promote education and training in the field of gastroenterology in the region.



(L to R) Sandie Thomson, WGO South African Gastroenterological Society - Academy of Digestive Diseases (SAGES-ADD) Training Center Director; Amir Sultan, WGO Addis Ababa Training Center Director; Cihan Yurdaydin, 2015-2017 WGO President-Elect and Chair of the WGO Foundation; Naima Amrani, 2015-2017 WGO Secretary General, David Bjorkman, 2015-2017 WGO President, and Damon Bizos, 2015-2017 Chair of the Train the Trainers Committee.



David Bjorkman, 2015-2017 President of WGO, and Walid Sweidan, Secretary of the Palestinian Society of Gastroenterology.

and allowed gastroenterologists and allied professionals the opportunity to interact, network and exchange ideas with colleagues.

The 4-day program was executed by world-renowned experts representing Ethiopia, AMAGE and WGO and covered various liver topics and provided workshops on endoscopic procedures and management as well as GIT Nurse training. Attendees also had the opportunity to experience a taste of Ethiopian culture, filled with authentic cuisines, cultural dances with unique Ethiopian coffee ceremonies and exquisite hospitality. The congress helped to achieve AMAGE’s mission to connect African and Middle Eastern countries and to promote education and training in the field of gastroenterology in



the region. The 9th Congress of the Africa Middle East Association for Gastroenterology has been proposed to take place in 2019 in Beirut, Lebanon. For more information about the 8th Congress of the Africa Middle East Association for Gastroenterology, please visit <http://www.amageethiopia.org/index#>.



Caley Mutrie, WGO Executive Director, and Ashley Huren-Johnson, Program Manager, staffing the WGO booth.

WGO Addis Ababa Training Center Post-Congress Training Session



Amir Sultan, MD

Director, WGO Addis Ababa Training Center

The WGO Addis Ababa Training Center in Ethiopia conducted a post-congress training in collaboration with Cape Town University in South Africa. The training was held in the conjunction with the **8th African & Middle East Association of Gastroenterology (AMAGE) Congress**. (To read more about the AMAGE Congress please see the article on page 34.)

Eight trainees with different prior exposure to endoscopy were involved in the training. It spanned from simple diagnostics gastroscopy with scope steering to advanced therapeutic procedures.

The training was provided using porcine models prepared specifically for the occasion. Eight trainees with different prior exposure to endoscopy were involved in the training. It spanned from simple diagnostics gastroscopy with scope steering to advanced therapeutic procedures.

In the morning the trainees attended a short didactic presentation on the principles of endoscopy followed by a brief question and answer period.

This was followed by hands-on training in endoscopy. At first, training



Participants in the hands-on training.

was conducted on the basic principles of endoscopy. Subsequently, biopsy acquisition and injection therapy were demonstrated on the training models. Later on, polypectomy with the principles of electrosurgical diathermy were presented. On the porcine models the practical trainings were conducted with the advanced trainees.

Participants also got training on how to do rubber band ligation and deployment of hemoclip. In addition, there were sessions on how to retrieve foreign bodies from the stomach.

In the afternoon the advanced trainees had live case training on variceal band ligation. Four band ligations were done for patients with large esophageal varices secondary to schistosomiasis. All the cases were done smoothly and the trainees acquired important technical tips from the experts.

A review of the events of the day was done at conclusion. The team reflected on the strong aspects of the training and also identified and discussed areas of improvement. The

At the center more than 120 procedures are performed every month.

South African team was very much happy with the proceedings of the training and vowed to continue collaborating with the center.

The trainees were also very pleased with the program and informed the organizers of their satisfaction with the course. The center will conduct such trainings in the future with a larger audience and of longer duration.

About The WGO Addis Ababa Training Center

The WGO Training Center in Addis Ababa was established in April 2015. Since then the center has been giving training in gastroenterology to physicians and nurses at various levels. The center is located at the Black Lion Hospital, which is the largest hospital in Ethiopia. The hospital is also the location of the oldest medical school in the country, the Addis Ababa University Medical School.

At the center more than 120 procedures are performed every month. It has 3 endoscope towers each with a gastroscope and a colonoscope. There is also a duodenoscope with access to a fluoroscope. The center has seven gastroenterologists and four fellows.



Faculty and trainees at the Addis Ababa Training Center.



Representatives of the Addis Ababa Training Center and WGO visiting the Center.

The trainings provided in the center are four areas:

Full two-year in house fellowship training in gastroenterology

The Addis Ababa University runs a fellowship program in gastroenterology and hepatology since 2011. The establishment of the WGO training center has been a landmark moment in that it provided a much needed equipment for conduct of the program. The program is of two years duration covering clinical and technical aspects of gastroenterology and Hepatology. The training center is the central place for training in Endoscopy from basic diagnostics to advanced therapeutics. Currently there are 4 fellows in training.

An eight week training course in gastroenterology and endoscopy for Internal Medicine trainees

Throughout the year the center provides a short eight week training in gastroenterology and endoscopy for internal medicine trainees. During this time the doctors get exposure to diagnostic endoscopy. They learn how to do a simple gastroscopy and assist in colonoscopy. The emphasis here is to create an interest in the field of endoscopy and lay the ground work for further training in the area. In one year the center provides such training to more than 50 resident doctors.

Short term trainings to practicing internists

The center also provides training to practicing internists with interest in the areas of endoscopy and gastroenterology. For such doctors with various levels of training and exposure in the field the center provides short term trainings with collaboration with different experts.

Training for nurses

The center also has provided training for nurses working in endoscopy. Since the hospital has nurses with long experience in the field the center also provides training for nurses in endoscopy processing and cleaning.



Hands-on course.

Live Connections Nearly Double for the Final Webinar of the 2017 'Microbiota Hard Talks - Live from Texas Medical Center' Webinar Series



The third and final webinar of the “Microbiota Hard Talks – Live from Texas Medical Center” webinar series, “The Gut-Brain Connection: Can the Gut Control the Brain?” was broadcast live on 16 November 2017 from Texas Medical Center in Houston, Texas, USA. The webinar was presented by Dr. Luis Maria Bustos-Fernandez, MD, of the Institute of Gastroenterology “Dr. Bustos Fernandez” in Buenos Aires, Argentina.

Dr. Bustos-Fernandez discussed several topics throughout the webinar in relation to the Gut-Brain Connection, including the CTT Model, Stress and the Human Gut Microbiota, Irritable Bowel Syndrome, Autism, Alzheimer’s disease and Parkinson’s disease. At the end of his presentation, Dr. Bustos-Fernandez provided some ‘take home messages’ from the presentation; his messages are included below.

- The Gut-Brain axis is a bi-directional neuro-humoral communication system.
- Stress can modify the intestinal microenvironment producing a dysbiotic microbiota.
- Bacteria can modulate behavior through the vagus nerve, affecting the metabolism of neurotransmitters.

- In the future, modulation of the microbiota with psychobiotics might play an important role in the neurodegenerative diseases.

MHT Viewership

The live broadcast of the third webinar had 3,808 live connections from all continents. Live connections

The live broadcast of the third webinar had 3,808 live connections from all continents.

during the third webinar increased by 41% from the second webinar, and account for 48% of total live connections for the complete webinar series. Overall throughout 2017, 8,005 healthcare professionals connected live to the webinar series. WGO extends its appreciation to all who connected live with us in 2017.

MHT 2018 Update

The Microbiota Hard Talks webinar series has returned for 2018; all dates and topics have been announced!

The first webinar for 2018 was broadcast LIVE on Wednesday, 4 April 2018. Prof. Richard Hunt (UK),

Overall throughout 2017, 8,005 healthcare professionals connected live to the webinar series.

MD, PhD, discussed the Microbiota of the Stomach – *Helicobacter pylori* (*H. pylori*) and beyond. Throughout the webinar, Prof. Hunt discussed several topics in relation to *H. pylori* including the evolution of *H. pylori*, the connection between *H. pylori* and the stomach, the connection between *H. pylori* and the gastric microbiome, Lactobacillus and its potential influence on *H. pylori*, and the potential for better understanding and harnessing the gastric microbiota. Conclusions drawn by Prof. Hunt at the close of the webinar are detailed below.

- *H. pylori* eradication cures peptic ulcer, reduces incidence of gastric cancer, et cetera.
- There’s increasing evidence for a diverse gastric microbiome which differs in health and disease.
- Lactobacilli found in humans can modulate gastric acid through gastrin.
- Lactobacilli modulate *H. pylori* colonization and other gut bacteria; also, may reduce inflammation.
- Probiotics are not yet recommended for eradication of *H. pylori*; studies are poor and the evidence equivocal.
- Concept of a selected Lactobacillus for acid release diseases: dyspepsia and heartburn.

REGISTER NOW so you don’t miss the opportunity to connect LIVE this year, <http://edge.media-server.com/m/s/ezz7g8i2/p/pg6bwph9/lan/en/?referrer=5nzqxt97!> If you missed Prof. Hunt’s webinar, it is also available on-demand.

The second webinar for 2018 will broadcast LIVE on Thursday, 12 July 2018. Prof. Eamonn Quigley (USA), MD, PhD, will discuss Functional Gastrointestinal Disorders and Microbiota.

To view the complete program for 2018 and to stay up-to-date with announcements about the webinar series,

- Visit the WGO Educational Programs page, <http://www.worldgastroenterology.org/education-and-training/educational-programs/microbiota-hard-talks>
- Join the #MHT2018 conversation on social media, <http://www.worldgastroenterology.org/about-wgo/media-center/social-media>
- Subscribe to the WGO Mailing List, <http://www.worldgastroenterology.org/forms/ mailing-list.php>

On-Demand Availability

In 2017, if you missed the live broadcasts of the Microbiota Hard Talks webinar series, all three webinars are available for on-demand viewing! To access the webinar series, please visit <https://edge.media-server.com/m/s/ezz7g8i2/p/pg6bwph9/lan/en>; you must register for the webinar series. Once registered, will gain access to all three on-demand webinars. To view a webinar, selecting the title of the respective webinar highlighted in purple. At the end of each webinar, a Certificate of Participation may be downloaded directly from the webinar player.

About the Webinar Series

'Microbiota Hard Talks – Live From Texas Medical Center' webinar series is supported by an unrestricted medical educational grant from Biocodex.

The three part education webinar series aims to provide medical education in the field of the human gut microbiota. This interactive program, developed by Professors Henry Cohen (Montevideo, Uruguay) and Eamonn Quigley (Houston, Texas, USA), both former Presidents of WGO, offers the chance to join experts and like-minded colleagues from around the globe on state-of-the-art microbiota topics. Each webinar features a presentation by a renowned lecturer and will include time dedicated to an interactive question and answer session.

For more information on the "Microbiota Hard Talks" webinar series, please visit the WGO Educational Programs webpage, <http://www.worldgastroenterology.org/education-and-training/educational-programs/microbiota-hard-talks>.



Report on Guategastro2017 in Guatemala



Julio Recinos, MD

President, Asociación Centroamericana y del Caribe de Gastroenterología y Endoscopia Digestiva
President, Asociación Guatemalteca de Gastroenterología, Hepatología y Endoscopia Gastrointestinal



Guategastro2017 welcome area.

The Asociación Centroamericana y del Caribe de Gastroenterología y Endoscopia Digestiva (ACCGED), together with the Asociación Guatemalteca de Gastroenterología, Hepatología y Endoscopia Gastrointestinal, convened Guategastro2017: the XII Congreso Nacional and XXVI Congreso Centroamericano de Gastroenterología y Endoscopia Digestiva in Antigua, Guatemala.

The event was held from 27-29 of July, 2017 at the Hotel Boutique Casa Santo Domingo. The historic city of Antigua was named a UNESCO World Heritage site in 1979. Over 800 participants attended the event.



Antigua, Guatemala.

The Scientific Program was robust, with sessions being held simultaneously in three different halls. There were 97 sessions, three work presentations and 11 industry breakfast and lunch events. For the Endoscopic Workshop there were 16 sessions and 4 hands-on modules. In all we held a total of 127 conferences.

In all we held a total of 127 conferences.



Guategastro2017 presentation stage.

Our forty guest speakers were from not only Guatemala but included international experts from throughout Latin America: Argentina, Bolivia, Brazil, Colombia, Costa Rica, Dominican Republic, El Salvador, Honduras, Mexico, Nicaragua, Panama and Venezuela. Experts also participated from Germany, Spain and the United States.

We were especially pleased to welcome Dr. José Roberto De Almeida, President of the Pan-American Gastroenterological Association (OPGE),



Cultural presentation during social events.

the Presidents of the Central American and Caribbean societies, as well as Dr. Mirtha Infante of the Sociedad Cubana de Gastroenterología, which was incorporated into ACCGED at the conference.

We want to acknowledge the support of the American College of Gastroenterology in the scientific program and promotion of the congress. And I want to give special thanks to my collaborators on the organizing committee and to all our partners who participated such as panel chairs and moderators – and in general to all who attended.

For more information please visit: <http://www.asociaciongastroguatemala.org/>



Cultural presentation during social events.

GUT 2017: Annual Scientific Congress of the Malaysian Society of Gastroenterology and Hepatology



Malaysian Society of
Gastroenterology & Hepatology



Attendees at the Congress.

The Malaysian Society of Gastroenterology and Hepatology (MSGH) once again successfully organized its Annual Scientific Meeting from 11th to 13th August 2017 at the G Hotel Gurney in Penang, Malaysia. The meeting received more than 300 registrations from both local and international participants. Prof. Dr. Paul Moayyedi from McMaster University, Hamilton, Canada was the 17th MSGH Orator and his topic was "Population screening and *H pylori* eradication to reduce the incidence of gastric cancer." Prof. Dr. Lawrence Ho Khok Yu from the National University of Singapore was the orator for 14th Panir Chelvam Memorial Lecture and the topic of his speech was "Latest progress in endoscopic robot." They



Scientific session.

were among the 15 international renowned speakers invited for the meeting including Drs. Roger Barton, Ajay Duseja, George Hopkins, Rupert Leong, Leung Wai Keung, Teerha Piratvisuth, Lim Seng Gee, Govind K Makharia, Simon Ng, Ooi Choon

The highlight of the event was the conferment of the Excellence Service Award to one of the Society's past presidents, Datuk Dr Jayaram Menon.



Award presentation to Datuk Dr Jayaram Menon.

Jin, Gerhard Rogler, Samir Shah and Reuben K Wong.

Among the topics discussed in this meeting were Obesity, GI Bleeding, IBD, Colorectal Cancer Screening, Functional GI Diseases and latest hepatology developments. The event received 62 oral and poster presentations.

The highlight of the event was the conferment of the Excellence Service Award to one of the Society's past presidents, Datuk Dr Jayaram Menon. He has spent 24 years as the head of



Tour of the historic Cheong Fatt Tze Mansion.

gastroenterology in Queen Elizabeth Hospital, Kota Kinabalu, Malaysia and served 10 years as the national head of gastroenterology service. He has trained a total of 75 physicians and 20 gastroenterologists, as well as pioneering the Post-Basic Gastroenterointestinal Assistant (GIA) training program.

On the evening of 11th August, the Society honored the invited speakers with the President's dinner at the Cheong Fatt Tze Mansion, a 19th century historical building on the island. The dinner was preceded with a tour of the mansion and a surprise durian treat was arranged by the organizing committee at the end of the dinner.

The meeting also received good participation from the biomedical industry in terms of booth participation and both lunch and tea satellite symposia.

X Gastrotrilogía in Veracruz, Mexico



Mercedes Amieva Balmori, MD

Instituto de Investigaciones Médico-Biológicas de la Universidad, Veracruzana
Cordoba, Veracruz, Mexico



San Juan de Ulúa.

In March 2017, with the historic port of Veracruz as its setting, the first of the three regional congresses organized by the Asociación Mexicana de Gastroenterología took place: X Gastrotrilogía, with the name “New Horizons in Functional Gastrointestinal Disorders.” Its course directors were Dr. Mercedes Amieva and Dr. Enrique Coss and co-directors were Dr. Aurelio López and Dr. José María Remes.

Over two days it included the participation of 23 specialists.

Over two days it included the participation of 23 specialists in gastroenterology, endoscopy, neurogastroenterology and coloproctology from all over the Republic of Mexico, as well as Spanish professor Fermin Mearin. The congress started with the functional disorders of the esophagus.

With the topic of functional heartburn, Dr. Genaro Vázquez Elizondo told us about a condition that is not always well-diagnosed, recognized and treated. Subsequently, Dr. Enrique Coss Adame addressed chest pain of non-cardiac origin, as part of the spectrum of functional disorders of ROMA IV.

The following topic was functional dysphagia: “What should I do to diagnose it?” The approach to detect and diagnose it was explained by Dr. Marina González Martínez. Within this same area, the next module dealt with motor disorders of the esophagus, beginning with their classification, according to the world-class classification of Chicago 3.0. On achalasia, the best-known motor disorder, the topic was led by Dr. Miguel Morales Arámbula, and, to finally finish this module, Dr. Mónica Zavala, a specialist in oropharyngeal dysphagia, addressed this pathology from the point of view to follow for an adequate evaluation of these patients.

It was a very interactive course between the speakers and assistants, because at the end of each module clinical cases were presented and commented on by experts and the participants.

In the third module of the same day, we talked about functional dyspepsia: “Does it hurt or does it move?” by Dr. Ángel Ricardo Flores



Rendón. Additionally the role of *Helicobacter pylori* and its relationship with dyspepsia, a very controversial issue in our country due to the high prevalence of this infection in the Mexican population, was presented by Dr. Francisco J. Padilla Forests, who has extensive research experience in this field in Mexico. To finish the module Dr. Octavio Gómez Escudero touched on a complex topic of cyclic vomiting in adults: “Does it really exist?”, because the approach, the diagnostic suspicion and the differential diagnoses in this pathology make its diagnosis a challenge.

At noon two symposium meals were held, supported by the generous assistance of the pharmaceutical industry.

Additionally the role of *Helicobacter pylori* and its relationship with dyspepsia, a very controversial issue in our country due to the high prevalence of this infection in the Mexican population, was presented by Dr. Francisco J. Padilla Forests...

In the afternoon session, the topics addressed were approach and treatment of gastroparesis, by Dr. Ramón Carmona Sánchez; the overlapping of gastrointestinal symptoms by Dr. José Luis Tamayo de la Cuesta; and sensitivity to gluten by Dr. Jose Maria Remes Troche.

In the evening the welcome cocktail hour, combined with a satellite symposium on treatment based on the pathophysiology of constipation and new therapeutic options, had a magnificent setting: San Juan de Ulúa. This is a small, walled island consists of an old fortress, reputed to be the most fearsome of the country, was commanded to be built by Hernán Cortés in 1519 as a defense against the attacks of pirates and corsairs of the time, and served as a penitentiary in the viceregal and Reformation times. It later housed such distinguished guests as the President of the Republic and “Benemérito de las Américas” Benito Juárez. Nowadays this legendary complex consists of a

museum and is open to the public, creating a beautiful and special atmosphere to welcome the congress.

The second day of activities started with the lecture by Dr. Fermin Mearin of Spain, who is a member of the committee of ROME IV, on the topic of constipation and irritable bowel syndrome (IBS) with constipation: “A review of the spectrum.” Continuing with the lecture modules, module V focused on microbiota in functional disorders, an interesting and relevant subject, where we began to discover “What it is and what is its role in health?” by Dr. Maria Eugenia Icaza. Also “What is your role in gastrointestinal diseases?” by Dr. Mercedes Amieva Balmori, and finally “How can you manipulate the intestinal microbiota?” by Dr. Max J. Schmulson. Referring to intestinal functional disorders, the pathophysiology of IBS treatment and the multifunctional model for the treatment of IBS were discussed; Dr. Aurelio López Colombo lectured on functional distension

and how these patients are evaluated. To finish the course, in the last module we talked about the anorectal functional disorders: touching on surgical problems of the pelvic floor dynamics, by Dr Luis Charúa Guindic, and also discussing defective dys-synergia and fecal incontinence and treatment with biofeedback therapy of the same.

The closing ceremony was led by President of the Asociación Mexicana de Gastroenterología, Dr. Aurelio López Colombo. This ended an excellent course which met the quality standards of the Mexican Council of Gastroenterology and which included topics from physiopathology to the diagnosis and treatment of functional disorders. The final result was the publication of the book “X Gastrotrilogía.” In conclusion, this event was considered the greatest of successes!



XI Gastrotrilogía in Guadalajara, Mexico



Aurelio López Colombo, MD

President
Asociación Mexicana de Gastroenterología

On 2-3 June 2017, in Guadalajara, Mexico, an event organized by Asociación Mexicana de Gastroenterología, called “XI Gastrotrilogía: microorganisms in gastrointestinal health and disease” was held. The objective of this forum was to convene conferences concerning selected topics on the role of microbiota and pathogens in gastrointestinal functions, encompassing acute and chronic diseases regarding digestive motility, hepatology, cancer and infectious diseases, among others. During the meeting, we had the opportunity to experience the outstanding participation of 38 national and three foreign professors. Course directors were Dr. Miguel Morales Arambula, Dra. Sandra C. Solorzano Olmos and Dr. Jose Antonio Velarde-Ruiz Velasco. Over the course of these two days, the attendance was approximately 350 people.

During the meeting, we had the opportunity to experience the outstanding participation of 38 national and three foreign professors.

We were honored to have the presence of Dr. Guillermo Pérez-Pérez with the subject of *Helicobacter pylori* and its role as colonizer and pathogen. Likewise, a researcher of the division of cancer epidemiology and genetics from the National Cancer Institute, Dr. María Costanza Camargo Bohórquez, gave an exceptional presentation about the relationship between Epstein-Barr Virus infection and gastric cancer. Finally, Dr. Arnoldo Riquelme Pérez, president of the Sociedad Chilena de Gastroenterología, imparted the masterful lecture on pre-



vention, diagnostic, and treatment of diarrhea associated with *Clostridium difficile*.

The topics discussed by the national professors were equally important and of great interest for the participants. These lecturers were from the most important gastroenterology health centers of Mexico. During the days of the congress, the selected topics were divided into modules, according to specific microorganisms or gastrointestinal organs.

In the initial module, Dr. José María Remes-Troche taught the current indications for the utilization of probiotics and prebiotics, including approaching fecal transplantation as a significant innovation in the study of microbiota. During the module “Esophageal microorganisms” we valued the participation of Dr. Angélica Hernández Guerrero, who talked about the implications of human papillomavirus in the pathology of esophageal cancer.

One of the most extended modules dealt with *Helicobacter pylori*, in which we discussed issues ranging from genetic factors of the bacteria to its implications of treatment resistance in Mexico. Dr. Felipe Zamarripa Dorsey talked about gastrointestinal manifestations of HIV in the “Microorgan-



Guadalajara, Mexico.

isms in digestive pathologies” module. Likewise, we were able to hear topics regarding emergent diseases and their diagnostic challenges, such as small intestine bacterial overgrowth, by Dr. Ramón Carmona Sánchez and also an overview of Hepatitis E infection in Mexico, presented by Dr. Juan Miguel Abdo Francis, complemented by topics about other viral hepatitis.

In the module “Infections of the biliary tract and pancreas” there was an approach to the most important infectious topics about these organs, involving their treatment modali-

ties, with highlights on endoscopic management, lectured by Dr. Aurelio López Colombo. Speaking about microorganisms, we could not miss a module about cirrhosis, which emphasized the impact of infections in patients with this hepatic disease, presented by Dr. José Antonio Velarde Ruiz Velasco. Lastly, we heard topics about the small intestine and colon, ranging from functional disorders to cancer, thus concluding this important forum on gastroenterology.

Furthermore, the event introduced the publication of a monographic

volume also called “XI Gastrotrilogy: microorganisms in gastrointestinal health and disease,” coordinated by Dr. Aurelio López Colombo, president of the Asociación Mexicana de Gastroenterología, in collaboration with other active members of the association. This book was distributed among the attendants in its physical format, along with being available online on the digital platforms of the association.



Summary of the XXIII United Russian Gastroenterology Week



Arkady Sheptulin, MD

Professor, Chair of Internal Disease Propedeutics
Sechenov 1st Moscow State Medical University,
Russian Federation



United Russian Gastroenterology Week -
Plenary session.

The XXIII United Russian Gastroenterology Week (URGW) took place in Moscow with the strong support of the Russian Federation Ministry of Health and its Gastroenterology Profile Board, the Russian Academy of Science and the Russian Gastroenterological Association (RGA) from 9 to 11 October 2017. About 4,000 physicians of various specialties (gastroenterologists, surgeons, pediatricians, general practitioners, etc.) participated in it. More than 700 physicians participated in the postgraduate course (Russian National Gastroenterology and Hepatology School), provided just before URGW.

RGA presented, discussed, and approved its new clinical guidelines for diagnosis and treatment of chronic gastritis, functional dyspepsia, irritable bowel syndrome, gallbladder and Oddi sphincter disorders...

16 plenary and section sessions were held during the URGW, dedicated to such a relevant problems as pathophysiological aspects of gastroesophageal reflux disease (GERD) (motility disturbances, inflammation), modern approaches in the diagnosis and treatment of *Helicobacter pylori* infection, correlations between chronic gastritis and functional dyspepsia, up-to-date diagnostic methods and treatment of



Prof. Vladimir Ivashkin, President of the Russian Gastroenterological Association.

gallbladder and pancreatic disorders, the treatment of liver diseases complications, the role of microbiota in bowel diseases, the recent methods of radio diagnostics in gastroenterology, actual problems of pediatric gastroenterology, and the role of nutrition in the development of gastroenterological diseases.

41 clinical symposia were also held, where a wide range of current gastroenterological problems were discussed: rare diseases of esophagus, achievements and challenges in the

The special meeting of the Gastroenterology Profile Board attached to the Russian Federation Ministry of Health was provided during the URGW.

treatment of acid-related diseases, modern endoscopic methods of diagnostics and treatment of premalignant gastric diseases, Rome IV criteria of functional gastrointestinal disorders, modern options of endosonography in diagnostics of gastroenterological diseases, early diagnosis, treatment and prevention of colorectal carcinoma, modern approaches in the treatment of Crohn's disease and ulcerative colitis, clinical aspects of diverticulosis, comorbidity in non-alcoholic fatty liver disease (metabolic syndrome, cardiovascular diseases) and microbiota disorders in various gastroenterological diseases. The poster session included many posters, which were presented and discussed accordingly.

RGA presented, discussed, and approved its new clinical guidelines for diagnosis and treatment of chronic gastritis, functional dyspepsia, irritable bowel syndrome, gallbladder and Oddi sphincter disorders, developed in consideration of the Rome IV criteria of functional gastrointestinal diseases (2016) and the Kyoto global consensus report on *Helicobacter pylori* gastritis (2015).

V.T. Ivashkin, the president of RGA, presented state-of-the-art lectures, in particular, "Neurophysiological aspects and microbiota in irritable bowel syndrome," "Biological therapy in patients with inflammatory bowel



Prof. Alexander Trukhmanov, Secretary General of Russian Gastroenterological Association.

diseases,” and “Epidemiology of hepatic diseases in Russia”. Well known gastroenterologists from abroad, J. Mössner (Germany), W. Fischbach (Germany), M. Neureddin (USA), M. Swain (Canada) and D. Jones (UK), also took part in URGW and successfully presented their lectures with a very positive feedback.

The special meeting of the Gastroenterology Profile Board attached to the Russian Federation Ministry of Health was provided during the URGW. The Gastroenterologist-in-Chief of the Russian Federation Ministry of Health and President of RGA, V.T. Ivashkin, reported on successes and challenges of reducing mortality from gastroenterological diseases (especially from gastric carcinoma and colorectal carcinoma) and emphasized the importance of endoscopic screening of these diseases. The Gastroenterologists-in-Chief of Privolzhski Federal District O.P. Alexeeva (Nizhny Novgorod), Sibirski Federal District V.V. Tsukanov (Krasnoyarsk), Far Eastern Federal District S.A. Alexeenko (Khabarovsk) reported on main causes of mortality from gastroenterological diseases in

their regions (liver cirrhosis, upper GI bleeding, malignancy of stomach, colon, rectum, liver and pancreas, acute pancreatitis) and noted the important role of the regular clinical examination (including the endoscopic screening) for the prevention and treatment of gastroenterological diseases and the early eradication of *H. pylori* infection.

URGW participants pointed out the high scientific level of all the materials presented in the conference and noted the importance of constant post-graduate education of physicians in gastroenterology.



WGO is Live on LinkedIn



World Gastroenterology Organisation (WGO) is now on LinkedIn! WGO's goal is to become more connected with its global network and has decided that LinkedIn is the next logical step in growing its social media presence. With over 100 million users, LinkedIn will allow WGO to reach health care professionals in more than 200 countries globally. As the *Global Guardian of Digestive Health*, increasing reach is essential to WGO achieving its mission to improve healthcare outcomes in the developing world and other underserved regions globally.

- Join and connect with WGO's universal network of over 100 Member Societies representing over 50,000 individual gastroenterologists, hepatologists, endoscopists, GI surgeons, and other health care professionals worldwide.
- Become a WGO/WGO Foundation advocate and follow WGO on the path to improve overall health and wellness globally! Share valuable WGO and industry related content and spread influence with colleagues. Sharing free knowl-

edge will help users and their colleagues broaden perspectives, helps to build a user's profile as an expert, and creates an awareness of the worldwide prevalence and optimal care of gastrointestinal and liver disorders across the globe.

To interact with WGO on LinkedIn, connect at <https://www.linkedin.com/company/world-gastroenterology-organisation-wgo-foundation/>

Connect with WGO on LinkedIn to:

- Receive the latest information about WGO education and training opportunities, new and updated WGO Guidelines and Cascades, WGO membership updates, WGO publication releases, WGO International Conference and World Congress of Gastroenterology news, and other upcoming conferences and meetings that may be of interest to the general gastroenterology community and other related disciplines in the field.

Follow and Like Us Here

f @WorldGastroOrg
www.Facebook/WorldGastroOrg
#WGO #WGOHD
www.fb.me/WGOFWCHD

t @WorldGastroOrg
twitter.com/WorldGastroOrg
#WGO #WGOHD
twitter.com/WGOF_WGOHD

in World Gastroenterology Organisation (WGO)/WGO Foundation
www.linkedin.com/company/world-gastroenterology-organisation-wgo-foundation

Get Social with WGO

Like us and Follow us on Facebook, Twitter and LinkedIn for the latest news and information in the world of gastroenterology, hepatology, and other related disciplines.

www.worldgastroenterology.org/about-us/global-media-center/social-media

WGO Global Guidelines and Cascades



Prof. Greger Lindberg presenting during the symposium.

A highlight of the World Congress of Gastroenterology at ACG2017 was a symposium on 18 October 2017 which focused on WGO's Global Education programs, entitled "Meeting Today's Needs & Looking Forward: A Global Education Network." This included presentations and discussion on the WGO Training Center program, WGO Train the Trainers and the WGO Guidelines.

The WGO Guidelines portion of the symposium — "**Why Cascades?**" — was presented by Prof. Greger Lindberg, Chair of the WGO Global Guidelines Committee. Prof. Lindberg's presentation described the use of the Guidelines Cascades Model and the application of WGO Guidelines in regions of variable resources.

To read more please see the main article on this session on page 19 of this issue.

Guidelines News for 2018

The updated "**Management of Strongyloidiasis**" Guideline has just been published, under the leadership of Professor Michael Farthing (UK).

Strongyloidiasis is an infection with *Strongyloides stercoralis*, a round worm occurring widely in tropical and subtropical areas. Strongyloidiasis is an infection with *Strongyloides stercoralis*, a roundworm that occurs widely in tropical and subtropical areas, but also in countries with temperate climates. Strongyloidiasis is frequently underdiagnosed, because many cases are asymptomatic; moreover, commonly used diagnostic methods lack sensitivity. An estimated 370 million people are infected worldwide.

This updated WGO Guideline includes cascades: a hierarchical set of diagnostic, therapeutic, and management options for dealing with risk and disease, ranked by the resources available. WGO guidelines and cascades are intended to highlight appropriate, context-sensitive, and resource-sensitive management options for all geographical areas, regardless of whether they are "developing," "semi-developed," or "developed." WGO cascades are context-sensitive, and the context is not necessarily defined solely by resource availability. Cascade options both for diagnosis and management of strongyloidiasis are key, and represent the most important part of this document.

It can be accessed at <http://www.worldgastroenterology.org/guidelines/global-guidelines/management-of-strongyloidiasis/management-of-strongyloidiasis-english>.

Work continues on the new **Diet and the Gut** Guideline, which is being led by Professors Govind Makharia



A Resource Sensitive Solution

(India) and Peter Gibson (Australia). This Guideline complements the 2016 World Digestive Health Day campaign theme of *Diet and the Gut – 'Your Diet and Gut Health.'*

Also brand new will be the **Pancreas Cystic Lesions** Guideline. Led by Professors Juan Malagelada (Spain) and Nalini Guda (USA), work on this guideline is currently underway.

As for updates of existing Guidelines, the **Endoscope Disinfection** Guideline, which is chaired by Professor Tony Speer (Australia) as well as the World Endoscopy Organization's Professor Jean-François Rey (France) is currently being updated from its 2011 version. This guideline is a collaboration of the World Gastroenterology Organisation and the World Endoscopy Organization.

Translations of the updated **Hepatitis C** as well as the updated **Probiotics and prebiotics** guidelines are now available in French, Mandarin, Portuguese, Russian and Spanish.

Please continue to watch upcoming issues of *e-WGN* as well as our e-Alert for news on the creation of these very important guidelines.



Calendar of Events

WGO-RELATED MEETINGS

Train the Trainers

When: April 18-21, 2018
Location: Khartoum, Sudan
Organizers: Sudanese Society of Gastroenterology and World Gastroenterology Organisation
Email: info@worldgastroenterology.org

Train the Trainers Advanced Workshop: Leadership and Management

When: 25-26 June, 2018
Location: Porto, Portugal
Organizers: Portuguese Society of Gastroenterology, the WGO Porto Training Center and WGO
Email: info@worldgastroenterology.org

Gastro 2018: WGO-GAT International Conference

When: December 5-8, 2018
Location: Bangkok, Thailand
Organizers: WGO, the Gastroenterological Association of Thailand, together with the Thai Association for the Study of the Liver, the Thai Neurogastroenterology and Motility Society and the Thai Association for Gastrointestinal Endoscopy
Email: secretariat@gastro2018bangkok.com
Website: www.gastro2018bangkok.com

World Congress of Gastroenterology 2019

When: September 21-24, 2019
Location: Istanbul, Turkey
Organizers: WGO and The Turkish Society of Gastroenterology (TSG)

CALENDAR OF EVENTS

Gastroenterology Symposium/Workshop

When: April 23-25, 2018
Location: Kenyatta National Hospital Nairobi, Kenya
Organizer: Gastroenterology Society of Kenya

Endo Live Roma 2018

When: May 17-19, 2018
Location: Catholic University Rome, Italy
Organizer: Course Director: Guido Costamagna
Email: info@endoliveroma.it
Website: <http://www.endoliveroma.it/>

60th Annual Meeting of the HSG

When: June 2-5, 2018
Location: Hotel Azúr Siófok Erkel Ferenc u. 2/c Siófok, Hungary
Organizer: Hungarian Society of Gastroenterology
Email: felabor.hungary@gmail.com
Website: www.gastroenter.hu

Digestive Disease Week®

When: June 2-5, 2018
Location: Walter Washington Convention Center Washington, DC, USA
Organizers: AASLD | AGA | ASGE | SSAT
Email: ddwadmin@gastro.org
Website: <http://www.ddw.org/home>

51st Annual Meeting & 28th Postgraduate Course

When: June 14-16, 2018
Location: Kongresshaus Auerspergstrasse 6 Salzburg, Austria
Organizer: Austrian Society of Gastroenterology & Hepatology

SED 2018

When: June 21-23, 2018
Location: Hotel Sorolla Palace Avinduda de les Corts Valencianes, Valencia, Spain
Organizer: Sociedad Española De Patología Digestiva (SEPD)
Website: <http://www.sepd.es>

GIHep Singapore 2018

When: July 6-8, 2018
Location: Singapore
Organizers: Gastroenterological Society of Singapore; Chapter of Gastroenterology, College of Physicians, Singapore Tan Tock Seng Hospital
Email: secretariat@gastro.org.sg
Website: <http://www.gastro.org.sg>

16th World Congress of the International Society for Diseases of the Esophagus

When: September 16-19, 2018
Location: University of Vienna Vienna, Austria
Organizer: International Society for Diseases of the Esophagus
Email: isde2018@icsevents.com
Website: www.isde2018.org

WGO Member Societies Submit Your Event

Are you a WGO Member Society wanting to share your event with WGO readers? Visit <http://www.worldgastroenterology.org/forms/submit-event.php> to submit your event for publication in WGO's website conference calendar as well as the quarterly e-WGN calendar of events!

EUS ENDO 2018 - International Live Course

When: September 27-28, 2018

Location: Marseille, France

Organizers: Course Directors: Dr. Marc Giovannini and Dr. Erwan Bories

Website: <http://www.eus-endo.org/en/>

ACG Annual Meeting

When: October 5-10, 2018

Location: Philadelphia, Pennsylvania, USA

Organizer: American College of Gastroenterology

Website: <http://acgmeetings.gi.org/>

UEG Week 2018

When: October 20-24, 2018

Location: Vienna, Austria

Organizer: United European Gastroenterology

Email: uegweek@ueg.eu

Website: <https://www.ueg.eu/week/ueg-week-2018/>

JDDW 2018 - Japan Digestive Disease Week 2018

When: November 1-4, 2018

Location: Kobe, Hyogo, Japan

Organizer: Organization of JDDW

Website: <http://www.jddw.jp/english/index.html>

The Liver Meeting® 2018

When: November 9-13, 2018

Location: San Francisco, California, USA

Organizer: American Association of the Study of Liver Disease (AASLD)

Website: <https://www.aasld.org/events-professional-development/liver-meeting>

Asian Pacific Digestive Week (APDW 2018)

When: November 15-18, 2018

Location: Coex

Seoul, Korea

Organizer: Asian Pacific Association of Gastroenterology (APAGE)

Email: apdw2018@insession.co.kr

Website: <http://www.apdw2018.org/>

Semana Panamericana de las Enfermedades Digestivas (Pan American Digestive Disease Week) y la XVII Semana Brasileña de Aparato Digestivo (SBAD)

When: November 17-21, 2018

Location: Transamérica Expo Center
Sao Paulo, Brazil

Organizer: Pan-American Gastroenterology Organization (OPGE)

Email: contacto@opge.org

Website: <http://opge.org/index.php/semana-panamericana-de-las-enfermedades-digestivas-sped-y-la-xvii-semana-brasilena-de-aparato-digestivo-sbad/>

Emirates International Gastroenterology and Hepatology Conference 2018

When: November 22-24, 2018

Location: Dubai, United Arab Emirates

Organizer: Emirates Gastroenterology and Hepatology Society

Email: eight@meetingmindsexpert.com

JDDW 2019 - Japan Digestive Disease Week 2019

When: November 21-24, 2019

Location: Kobe, Japan

Organizer: Organization of JDDW

Website: <http://www.jddw.jp/english/index.html>

JDDW 2020 - Japan Digestive Disease Week 2020

When: November 5-8, 2020

Location: Kobe, Japan

Organizer: Organization of JDDW

Website: <http://www.jddw.jp/english/index.html>

JDDW 2021 - Japan Digestive Disease Week 2021

When: November 4-7, 2021

Location: Kobe, Japan

Organizer: Organization of JDDW

Website: <http://www.jddw.jp/english/index.html>



Get Social with WGO



Like us and Follow us on Facebook , Twitter and LinkedIn for the latest news and information in the world of gastroenterology, hepatology, and other related disciplines.



Follow and Like Us Here

Facebook	@WorldGastroOrg www.fb.me/WorldGastroOrg	@WGOFWHD www.fb.me/WGOFWHD
Twitter	@WorldGastroOrg @WGOFWHD	twitter.com/WorldGastroOrg twitter.com/WGOFWHD
LinkedIn	World Gastroenterology Organisation (WGO)/WGO Foundation www.linkedin.com/company/world-gastroenterology-organisation-wgo-wgo-foundation/	

<http://www.worldgastroenterology.org/about-wgo/media-center/social-media>